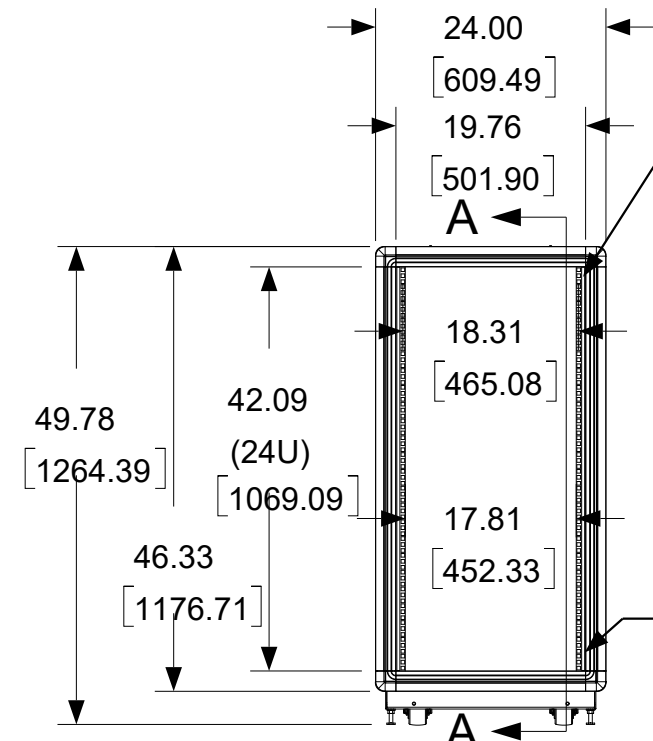
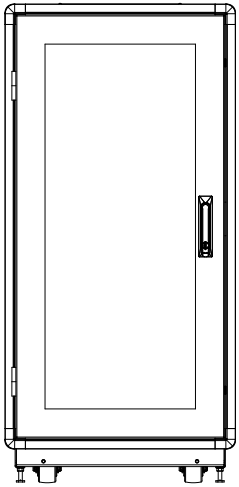


REVISION HISTORY			
REV	DESCRIPTION	DATE	APPROVED
A	INITIAL RELEASE		



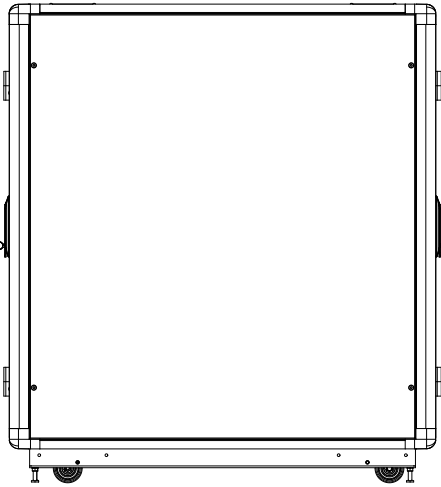
FRONT VIEW
(DOORS REMOVED FOR CLARITY)



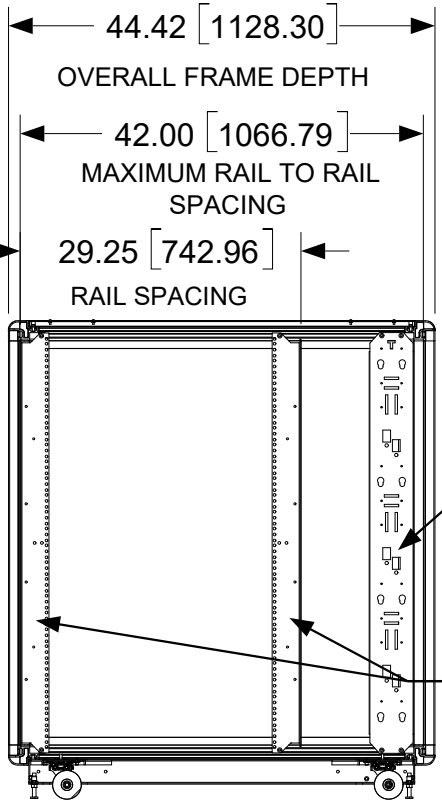
FRONT VIEW



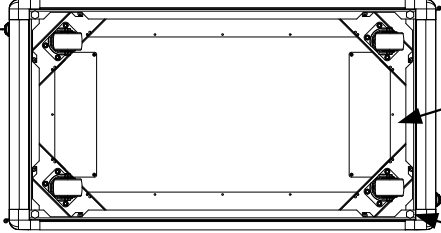
TOP VIEW



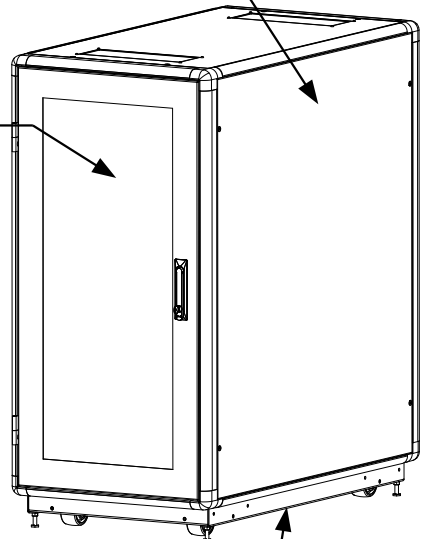
RIGHT SIDE VIEW



A-A SIDE SECTION VIEW



BOTTOM VIEW



EXTERNALLY REMOVABLE BOLT-ON SIDE PANELS
SP4242

STEEL 63% OPEN PERFORATED FRONT/REAR DOORS, SWING HANDLE LATCH & LIFT OFF HINGES
SPD4220-TC
TYP. 2X

LACING PANELS CAN FIT UP TO 2X PDUS EACH
LP42
TYP. 2X

2 PAIR FULLY ADJUSTABLE VERTICAL SQUARE HOLE MOUNTING RAILS

CASTER BASE HAS MOUNTING PROVISIONS FOR FLOOR MOUNT BRACKET (SOLD SEPERATELY)

CABINET SPECIFICATIONS

- **DYNAMIC WEIGHT LOAD:** 2,000LBS (HD VERSIONS AVAILABLE ON REQUEST)
- **STATIC WEIGHT LOAD:** 3,000 LBS (HD VERSIONS AVAILABLE ON REQUEST)
- **CABINET DIMENSIONS:** 49.78"H X 24.00W X 44.42"D
- **CABINET WEIGHT:** 270 LBS.
- **SHIPPING WEIGHT & DIMENSIONS:** 305LBS. 57"H X 30"W X 52"D
- **FINISH:** POWDERCOAT (STANDARD & CUSTOM COLORS AVAILABLE)
- **MATERIAL:** FRAME - 6063 ALUMINUM EXTRUSION, PANELS - 18GA GALV., DOORS - 16GA GALV., BASE/RAILS - 12GA GALV.
- **HARDWARE:** PACK OF 40 EACH - M6 X 20MM PHILLIPS PAN HEAD SCREWS, M6 CAGE NUTS, M6 FLAT POLYCARBONATE WASHERS



CUSTOM CONFIGURATIONS AVAILABLE UPON REQUEST

These drawings and specifications are the exclusive property of Martin International Enclosures, LLC and shall not be copied, reproduced or used for any purpose at all without prior written permission of Martin International Enclosures, Inc. (MIE) except to manufacture for MIE, LLC. the items on the drawings. These drawings are issued in strict confidence.



PART NAME
24U MSR SERIES RACK, 20" WIDE, 42" DEEP

PROGRAM#	DATE
SETBACK=	DATE

MATERIAL
TOLERANCES EXCEPT AS NOTED DECIMAL .X = +/- .060 .XX = +/- .030 .XXX = +/- .010 ANGULAR +/- 1/2 DEG
DRAWN BY: JQ
APPROVED BY:

SIZE B	DATE 9/19/25	PART # MSR422042	REV A
SCALE = 1/18	FINISH: A/R	SHEET	1 OF 1

NEXT UPPER ASSEMBLY: