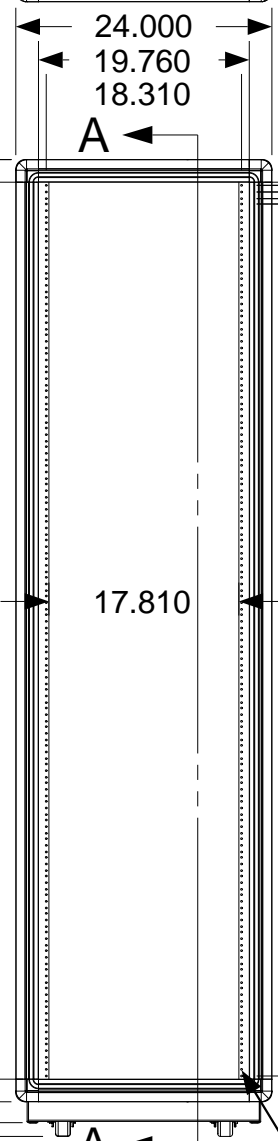
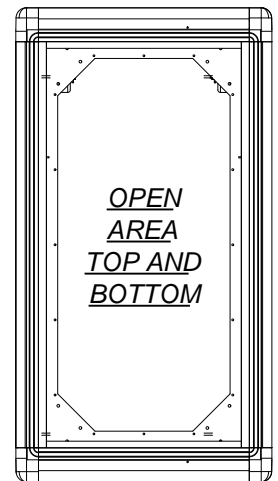


These drawings and specifications are the exclusive property of Martin International Enclosures, Inc. and shall not be copied, reproduced or used for any purpose at all without prior written permission of Martin International Enclosures, Inc. (MIE) except to manufacture for MIE, Inc. the items on the drawings. These drawings are issued in strict confidence.

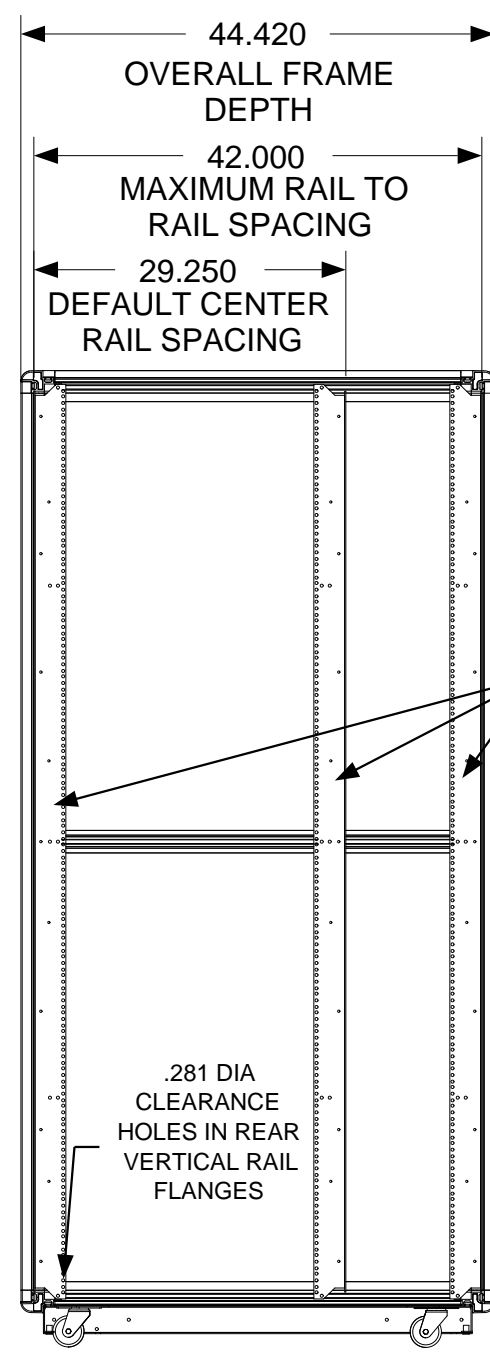
REVISION HISTORY			
REV	DESCRIPTION	DATE	APPROVED
A	INITIAL RELEASE		

F
E
D
C
B
A

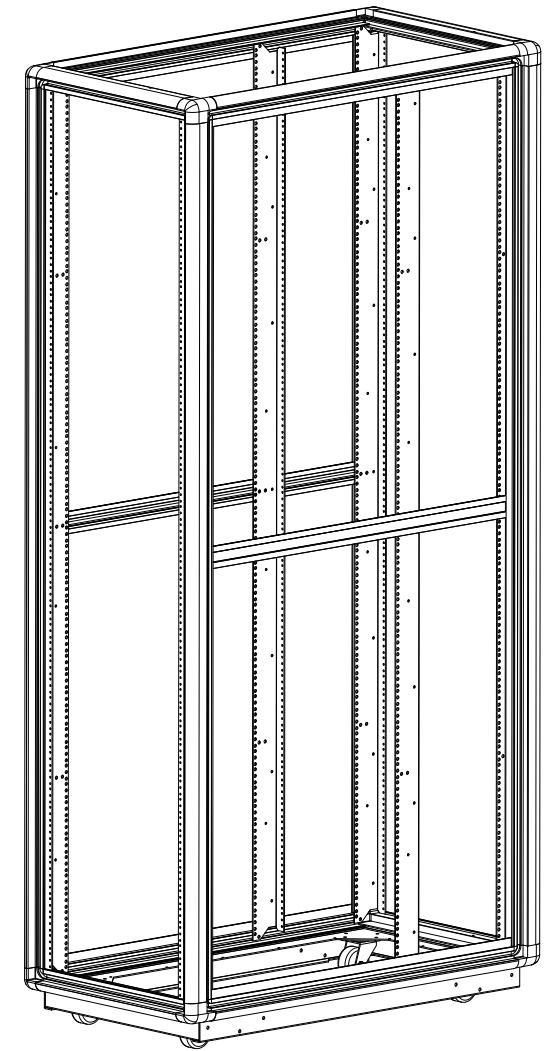
F
E
D
C
B
A



FRONT VIEW



SIDE SECTION VIEW



FULLY ADJUSTABLE VERTICAL MOUNTING RAILS (3 PAIR)

- NOTES:
 1) ALL BEND RADIUS .030.
 2) DIMENSIONS IN BLOCKS ARE CRITICAL TO FUNCTION.
 3) ALL DIMENSIONS ARE OUTSIDE UNLESS NOTED.

ORDER# NEXT UPPER ASSEMBLY:

PROGRAM#	DATE
SETBACK=	DATE

MATERIAL	
TOLERANCES EXCEPT AS NOTED DECIMAL .XX = +/- .020 .XXX = +/- .010 ANGULAR +/- 1/2 DEG	
DRAWN BY: JQ	
APPROVED BY:	

PART NAME 48U X 42" DEEP; 19" RACKMOUNT EXTRUDED ALUMINUM FRAME			
SIZE B	DATE 10/12/17	PART # 842042-TR12	REV A
SCALE = 1/18	FINISH: A/R	SHEET	1 OF 1