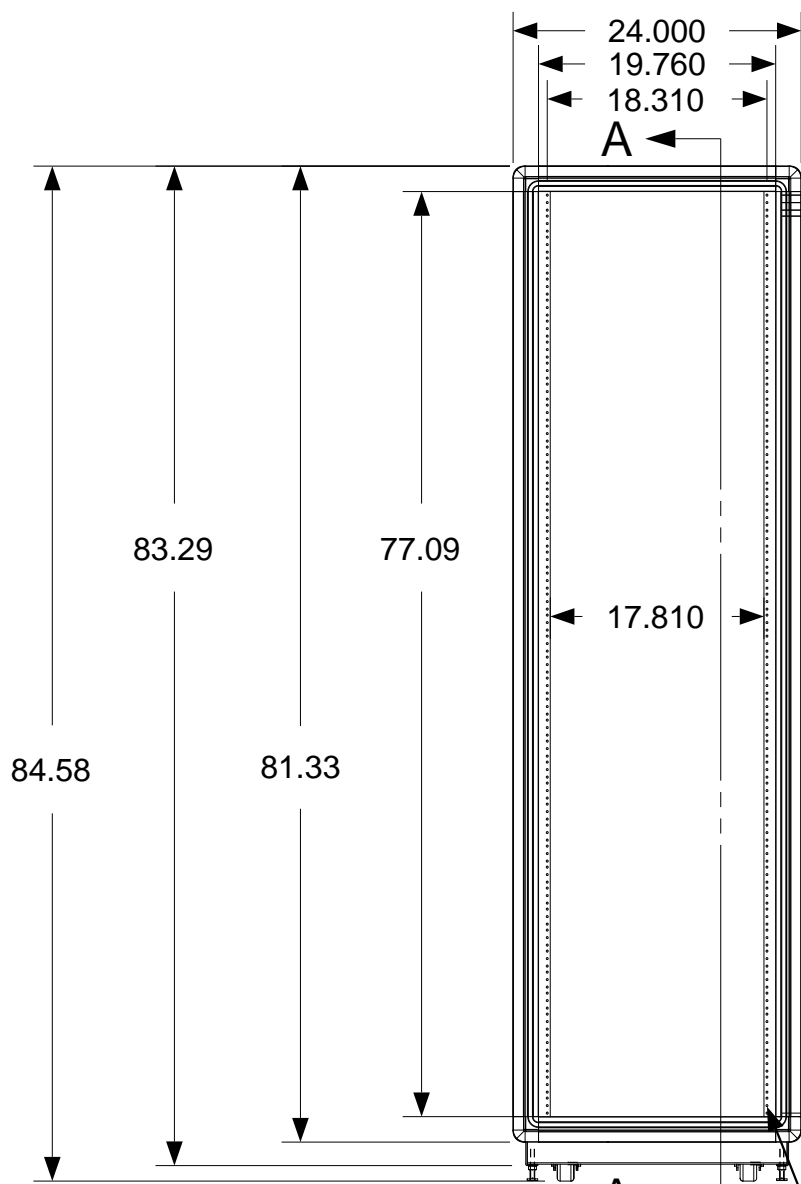
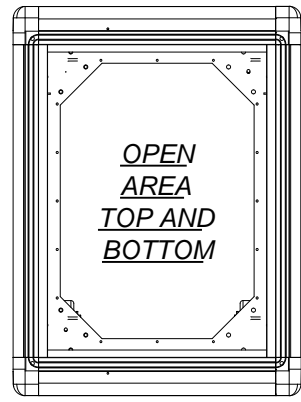


These drawings and specifications are the exclusive property of Martin International Enclosures, Inc. and shall not be copied, reproduced or used for any purpose at all without prior written permission of Martin International Enclosures, Inc. (MIE) except to manufacture for MIE, Inc. the items on the drawings. These drawings are issued in strict confidence.

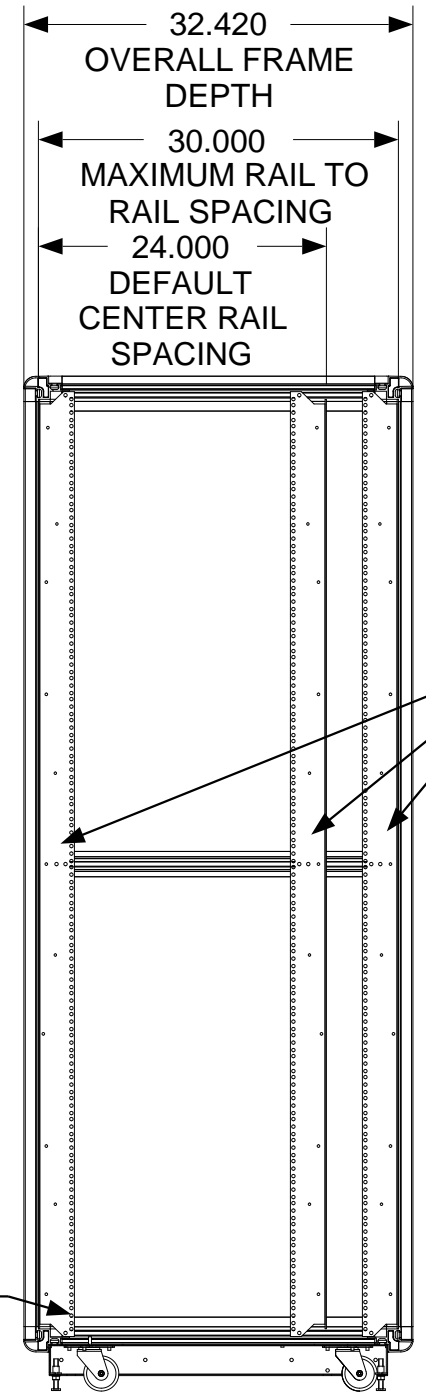
REVISION HISTORY			
REV	DESCRIPTION	DATE	APPROVED
A	INITIAL RELEASE		

F  
E  
D  
C  
B  
A

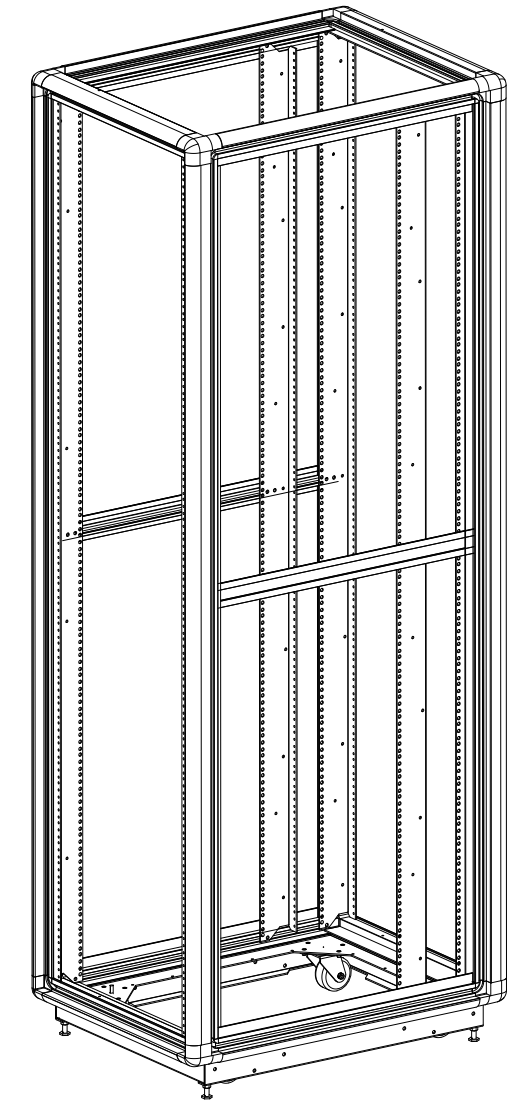
F  
E  
D  
C  
B  
A



**FRONT VIEW**



**SIDE SECTION VIEW**



FULLY ADJUSTABLE  
VERTICAL MOUNTING  
RAILS  
(3 PAIR)

CONTINUOUS  
EIA HOLE  
SPACING

.159 DIA  
MOUNTING HOLE  
TAPPED 10-32

- NOTES:  
 1) ALL BEND RADIUS .030.  
 2) DIMENSIONS IN BLOCKS ARE CRITICAL TO FUNCTION.  
 3) ALL DIMENSIONS ARE OUTSIDE UNLESS NOTED.

MATERIAL	
TOLERANCES EXCEPT AS NOTED	
DECIMAL	.XX = +/- .020
ANGULAR	.XXX = +/- .010
	+/- 1/2 DEG

PART NAME 44U X 30" DEEP; 19" RACKMOUNT EXTRUDED ALUMINUM FRAME			
SIZE B	DATE 10/9/17	PART # 772030-TR10	REV A

PROGRAM#	DATE	DRAWN BY: JQ
SETBACK=	DATE	APPROVED BY:

ORDER#	NEXT UPPER ASSEMBLY:	SCALE = 1/16	FINISH: A/R	SHEET	1 OF 1
--------	----------------------	--------------	-------------	-------	--------

9 8 7 6 5 4 3 2 1

9 8 7 6 5 4 3 2 1