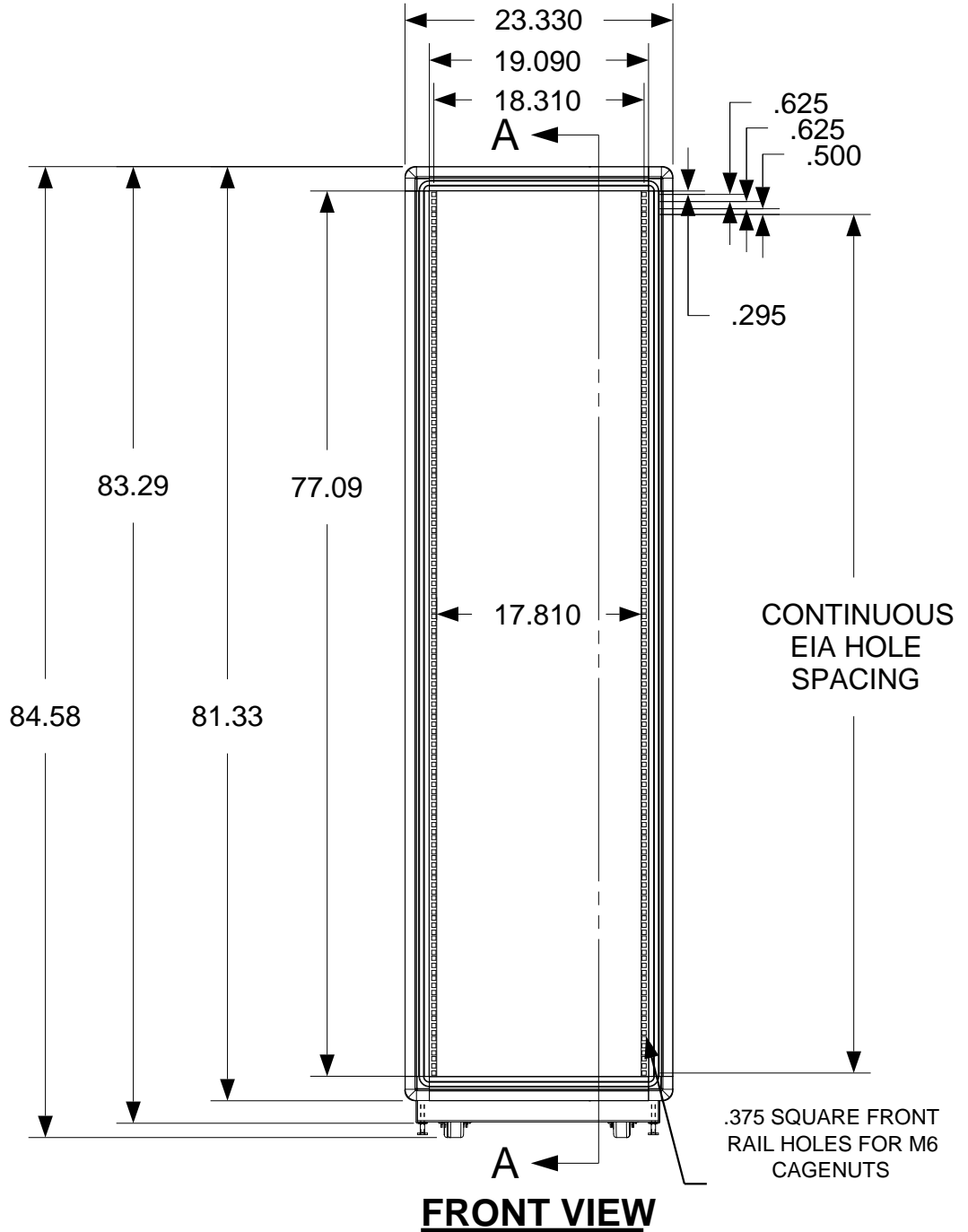
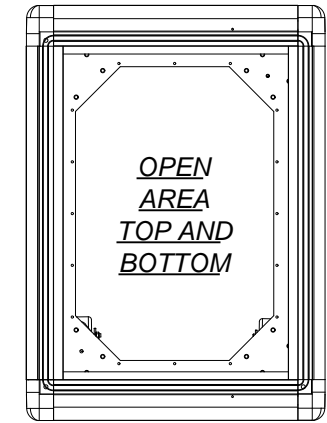


9 8 7 6 5 4 3 2 1

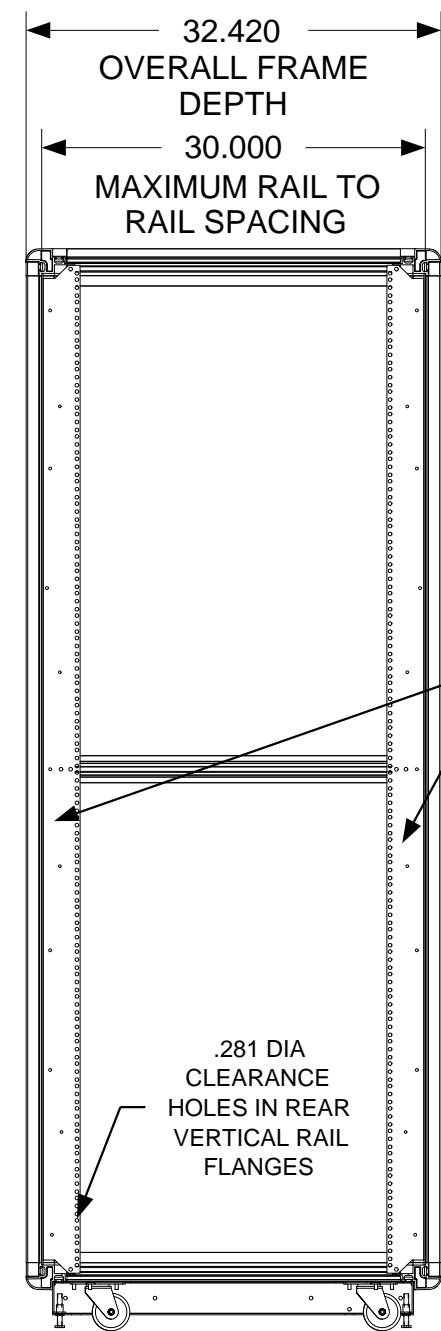
These drawings and specifications are the exclusive property of Martin International Enclosures, Inc. and shall not be copied, reproduced or used for any purpose at all without prior written permission of Martin International Enclosures, Inc. (MIE) except to manufacture for MIE, Inc. the items on the drawings. These drawings are issued in strict confidence.

REVISION HISTORY			
REV	DESCRIPTION	DATE	APPROVED

F
E
D
C
B
A

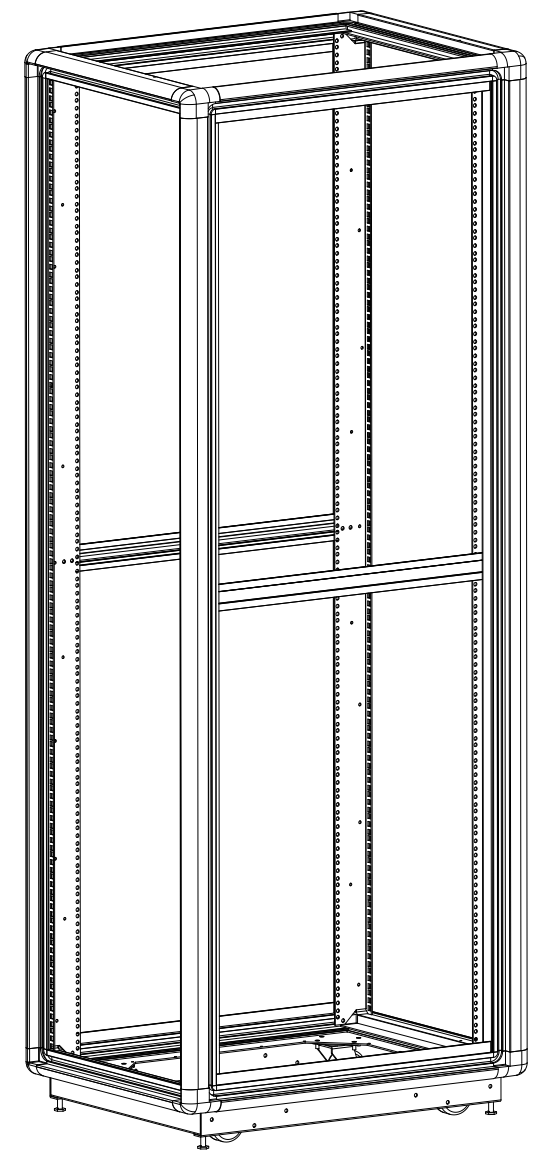


FRONT VIEW



SIDE SECTION VIEW

FULLY ADJUSTABLE VERTICAL MOUNTING RAILS (2 PAIR)



F
E
D
C
B
A

ITEM	PART NUMBER	DESCRIPTION	QTY
MATERIAL			44U X 30" DEEP; 19" RACKMOUNT EXTRUDED ALUMINUM FRAME
TOLERANCES EXCEPT AS NOTED DECIMAL .XX = +/- .020 .XXX = +/- .010 ANGULAR +/- 1/2 DEG			
DRAWN BY: SMM		PART NAME 44U X 30" DEEP; 19" RACKMOUNT EXTRUDED ALUMINUM FRAME	REV
APPROVED BY:		SIZE B DATE PART # 771930-2L	FINISH: A/R SHEET 1 OF 1

9 8 7 6 5 4 3 2 1