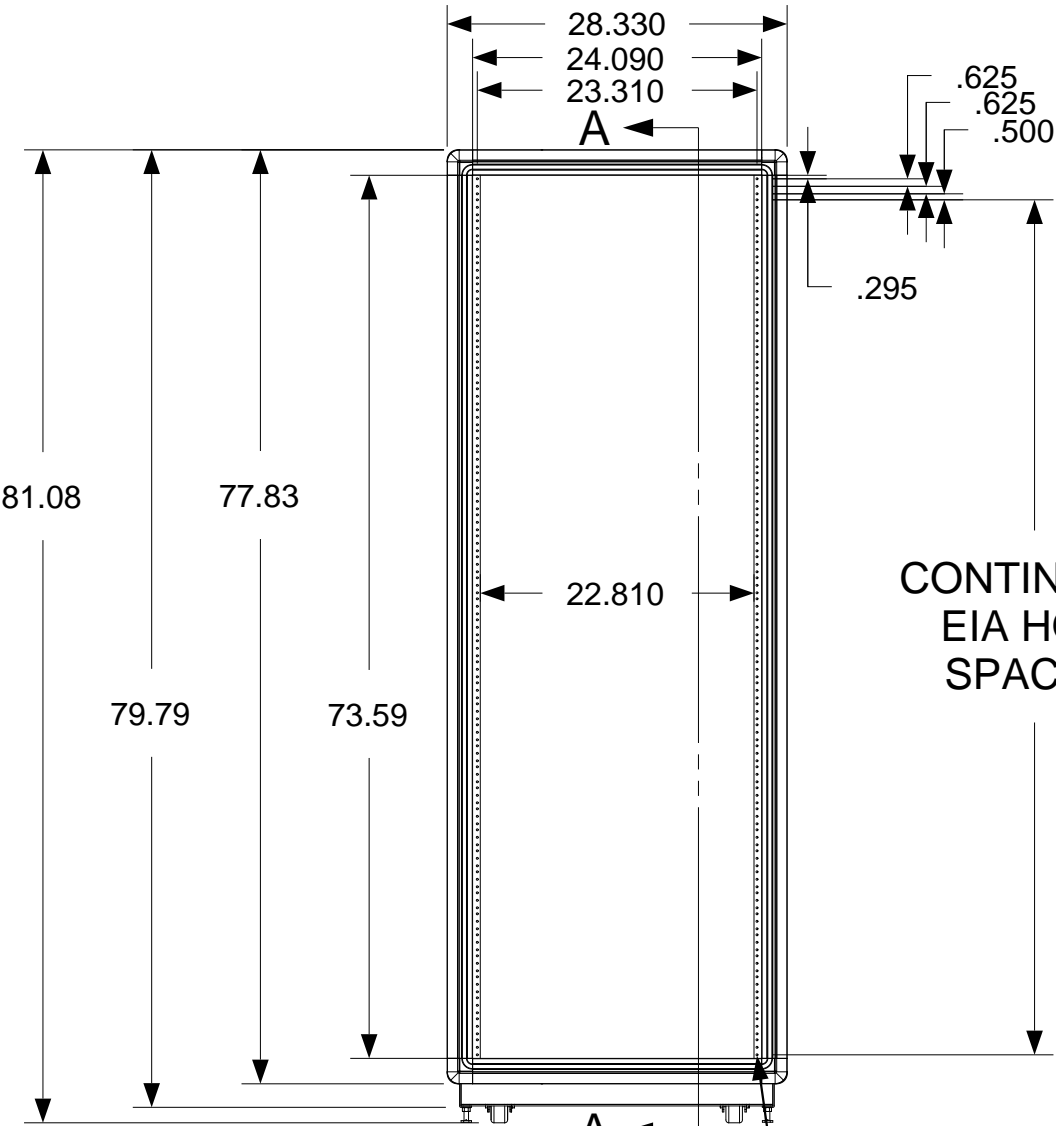
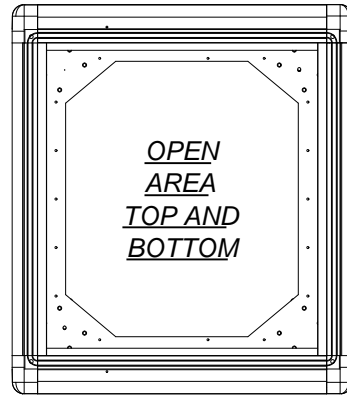


These drawings and specifications are the exclusive property of Martin International Enclosures, Inc. and shall not be copied, reproduced or used for any purpose at all without prior written permission of Martin International Enclosures, Inc. (MIE) except to manufacture for MIE, Inc. the items on the drawings. These drawings are issued in strict confidence.

REVISION HISTORY			
REV	DESCRIPTION	DATE	APPROVED
A	INITIAL RELEASE		

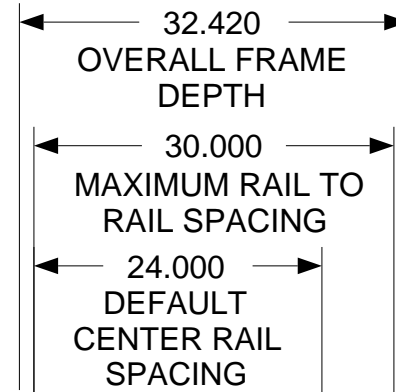


FRONT VIEW

CONTINUOUS
EIA HOLE
SPACING

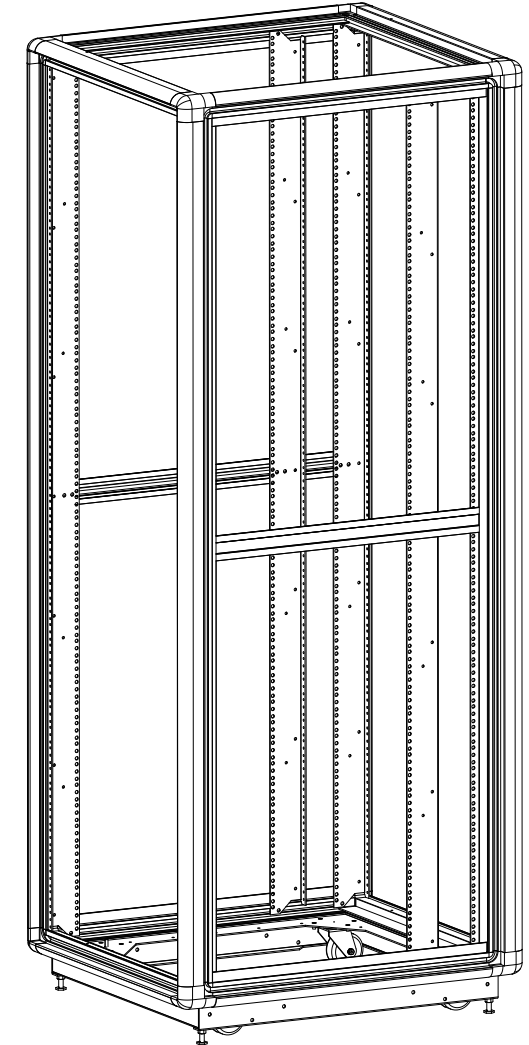
.281 DIA
CLEARANCE
HOLES IN REAR
VERTICAL RAIL
FLANGES

.172 DIA
MOUNTING HOLE
TAPPED 12-24



SIDE SECTION VIEW

FULLY ADJUSTABLE
VERTICAL MOUNTING
RAILS
(3 PAIR)



MATERIAL
TOLERANCES EXCEPT AS NOTED DECIMAL .X = +/- .060 .XX = +/- .030 .XXX = +/- .010 ANGULAR +/- 1/2 DEG



PART NAME
42U X 30" DEEP; 24" RACKMOUNT
EXTRUDED ALUMINUM FRAME

SIZE B	DATE 3/27/18	PART # 732430-TR12	REV A
-----------	-----------------	-----------------------	----------

PROGRAM#	DATE
SETBACK=	DATE

DRAWN BY: JQ
APPROVED BY:

SCALE = 1/16	FINISH: A/R	SHEET	1 OF 1
--------------	-------------	-------	--------

NEXT UPPER ASSEMBLY: