

These drawings and specifications are the exclusive property of Martin International Enclosures, Inc. and shall not be copied, reproduced or used for any purpose at all without prior written permission of Martin International Enclosures, Inc. (MIE) except to manufacture for MIE, Inc. the items on the drawings. These drawings are issued in strict confidence.

REVISION HISTORY			
REV	DESCRIPTION	DATE	APPROVED
A	INITIAL RELEASE		

F

E

D

C

B

A

F

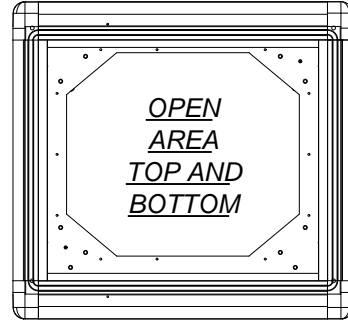
E

D

C

B

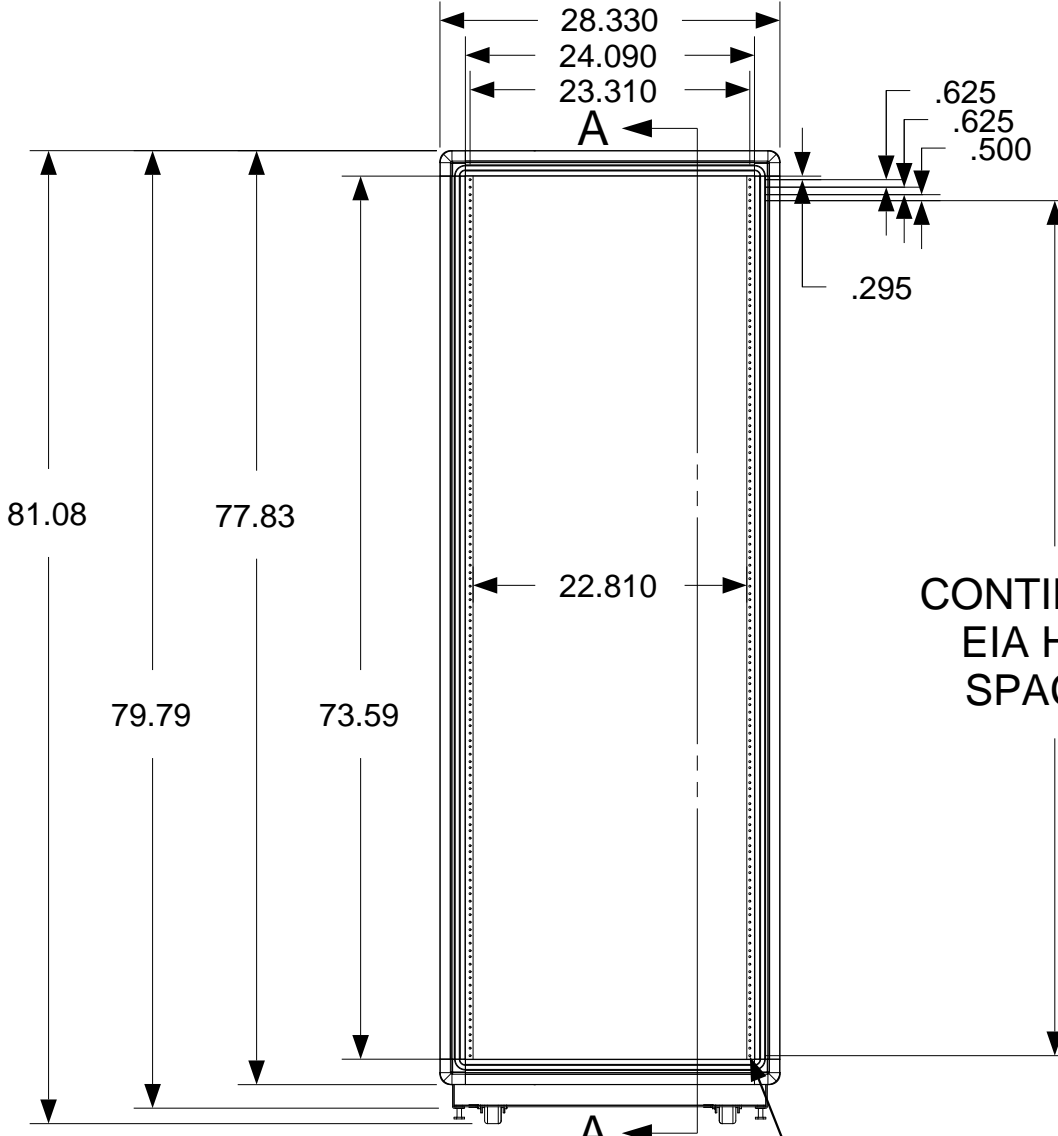
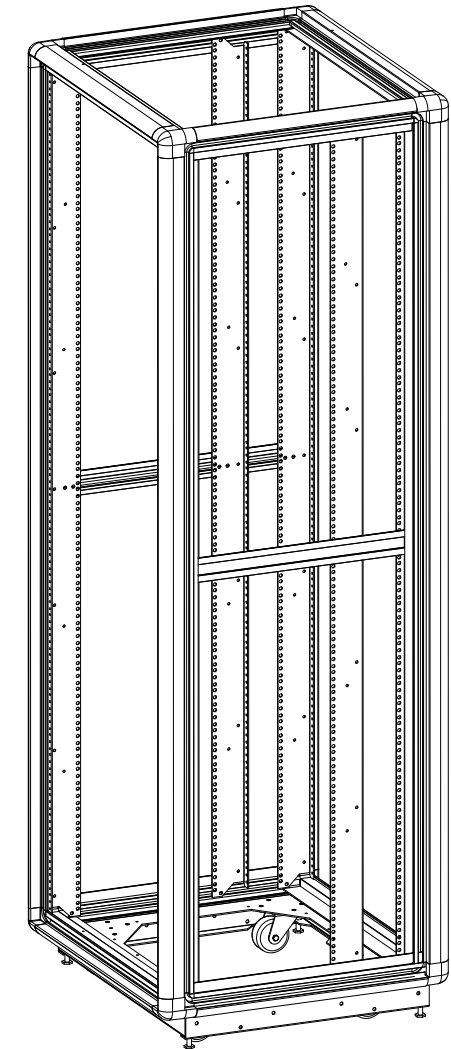
A



26.420
OVERALL FRAME
DEPTH

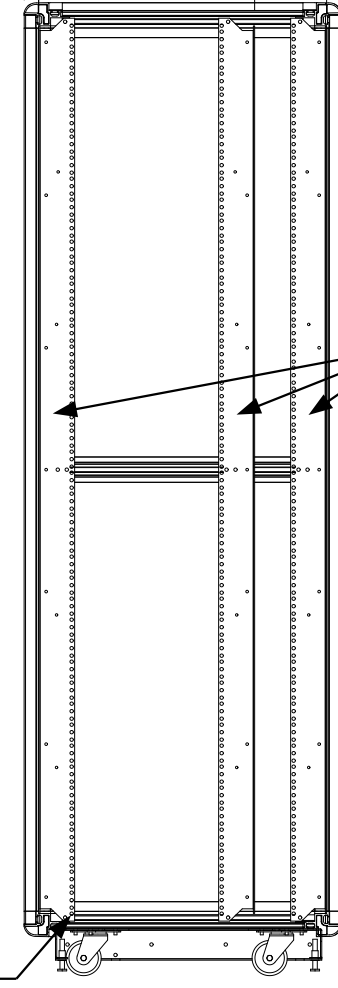
24.000
MAXIMUM RAIL TO
RAIL SPACING

18.000
DEFAULT
CENTER RAIL
SPACING



FRONT VIEW

CONTINUOUS
EIA HOLE
SPACING



SIDE SECTION VIEW

FULLY ADJUSTABLE
VERTICAL MOUNTING
RAILS
(3 PAIR)

.281 DIA
CLEARANCE
HOLES IN REAR
VERTICAL RAIL
FLANGES

.159 DIA
MOUNTING HOLE
TAPPED 10-32

MATERIAL
TOLERANCES EXCEPT AS NOTED DECIMAL .X = +/- .060 .XX = +/- .030 .XXX = +/- .010 ANGULAR +/- 1/2 DEG

PART NAME 42U X 24" DEEP; 24" RACKMOUNT EXTRUDED ALUMINUM FRAME			
SIZE B	DATE 3/27/18	PART # 732424-TR10	REV A

PROGRAM#	DATE	DRAWN BY: JQ
SETBACK=	DATE	APPROVED BY:

SCALE = 1/16	FINISH: A/R	SHEET	1 OF 1
--------------	-------------	-------	--------

NEXT UPPER ASSEMBLY:

9 8 7 6 5 4 3 2 1

9 8 7 6 5 4 3 2 1