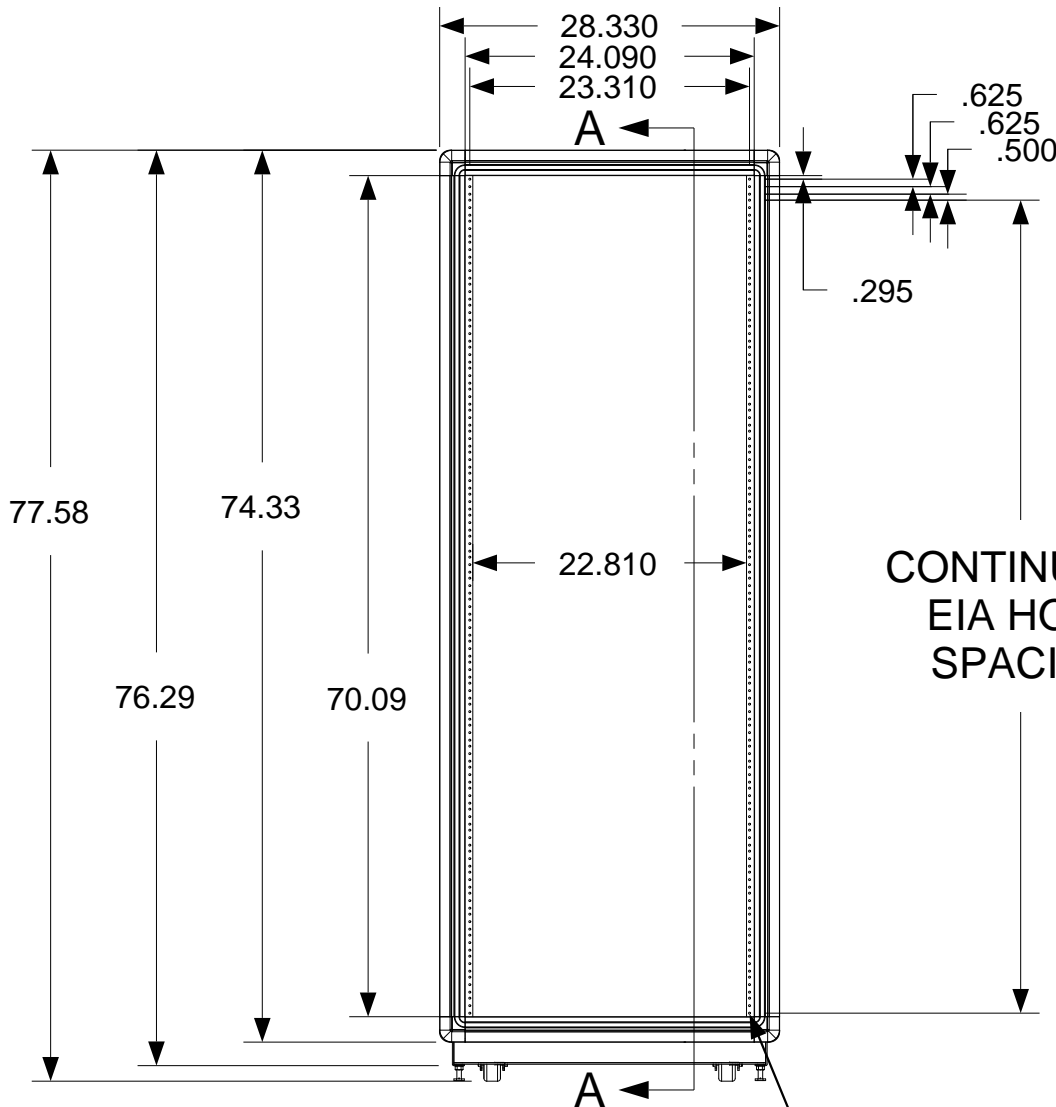
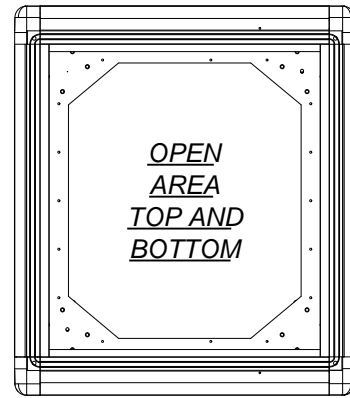


These drawings and specifications are the exclusive property of Martin International Enclosures, Inc. and shall not be copied, reproduced or used for any purpose at all without prior written permission of Martin International Enclosures, Inc. (MIE) except to manufacture for MIE, Inc. the items on the drawings. These drawings are issued in strict confidence.

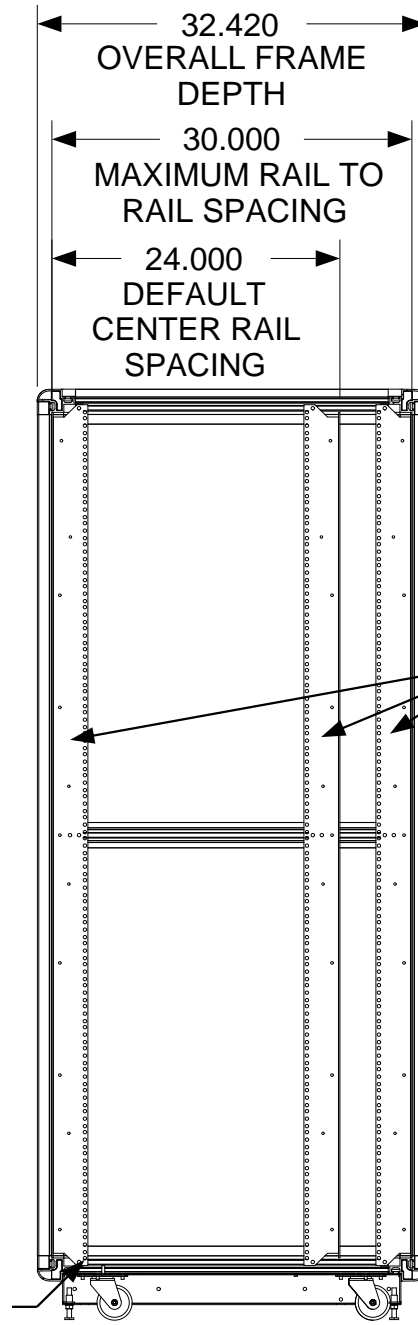
| REVISION HISTORY | | | |
|------------------|-----------------|------|----------|
| REV | DESCRIPTION | DATE | APPROVED |
| A | INITIAL RELEASE | | |

F
E
D
C
B
A

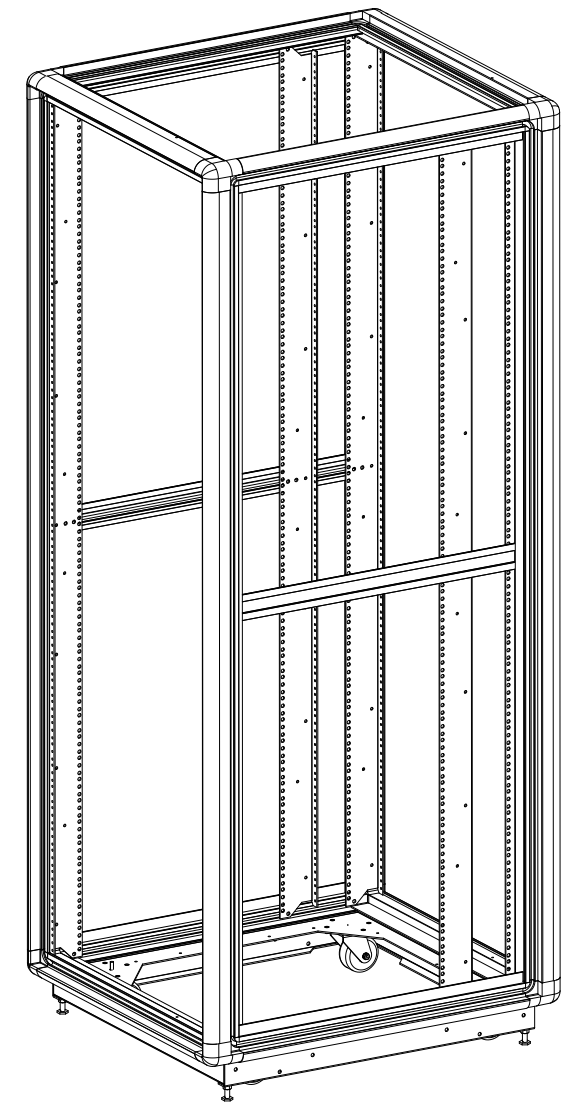
F
E
D
C
B
A



FRONT VIEW



SIDE SECTION VIEW



CONTINUOUS
EIA HOLE
SPACING

FULLY ADJUSTABLE
VERTICAL MOUNTING
RAILS
(3 PAIR)

.281 DIA
CLEARANCE
HOLES IN REAR
VERTICAL RAIL
FLANGES

.172 DIA
MOUNTING HOLE
TAPPED 12-24

| |
|---|
| MATERIAL |
| TOLERANCES EXCEPT AS NOTED DECIMAL .X = +/- .060 .XX = +/- .030 .XXX = +/- .010 ANGULAR +/- 1/2 DEG |



PART NAME
40U X 30" DEEP; 24" RACKMOUNT
EXTRUDED ALUMINUM FRAME

| | | | |
|-----------|-----------------|-----------------------|----------|
| SIZE B | DATE 3/26/18 | PART # 702430-TR12 | REV A |
|-----------|-----------------|-----------------------|----------|

NEXT UPPER ASSEMBLY:

| | |
|----------|------|
| PROGRAM# | DATE |
| SETBACK= | DATE |

DRAWN BY: JQ
APPROVED BY:

SCALE = 1/15
FINISH: A/R
SHEET 1 OF 1

9 8 7 6 5 4 3 2 1

9 8 7 6 5 4 3 2 1