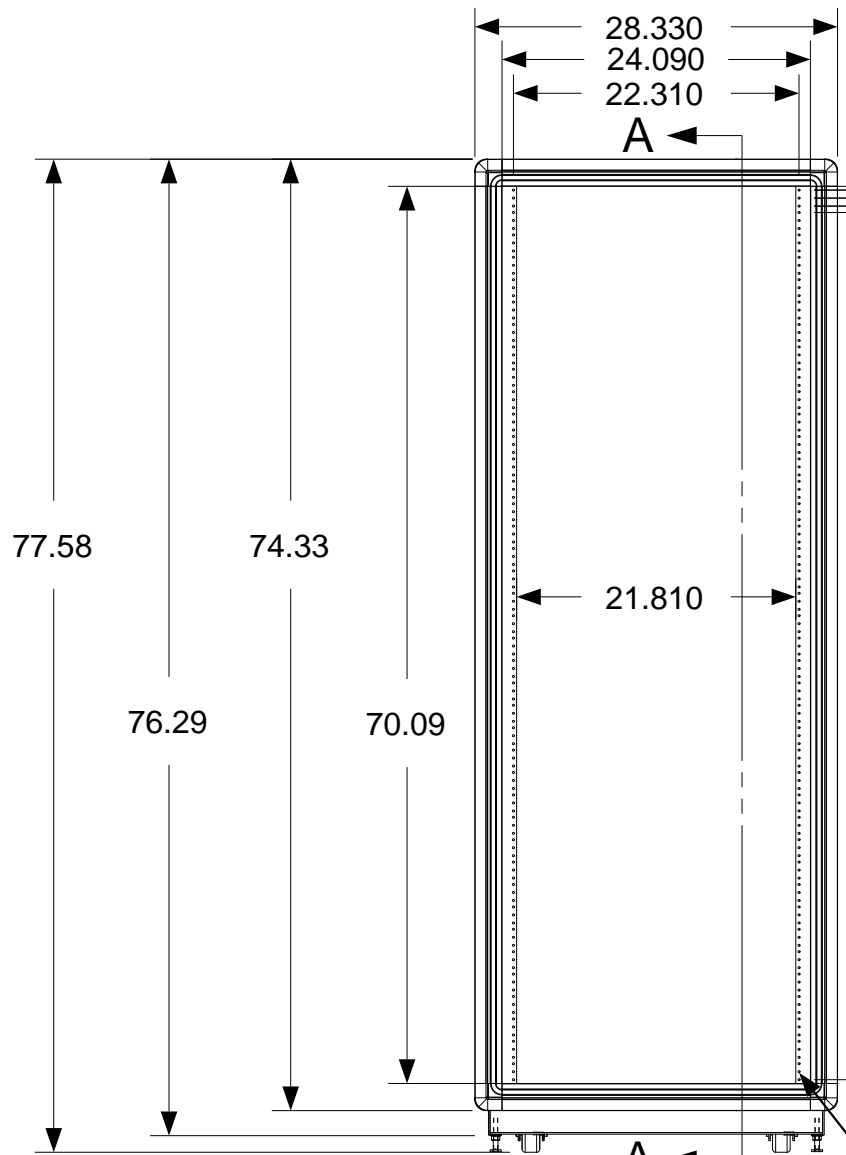
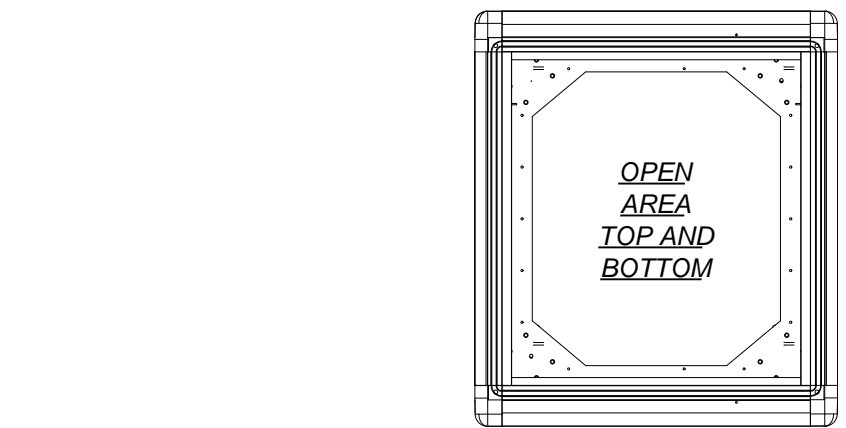


These drawings and specifications are the exclusive property of Martin International Enclosures, Inc. and shall not be copied, reproduced or used for any purpose at all without prior written permission of Martin International Enclosures, Inc. (MIE) except to manufacture for MIE, Inc. the items on the drawings. These drawings are issued in strict confidence.

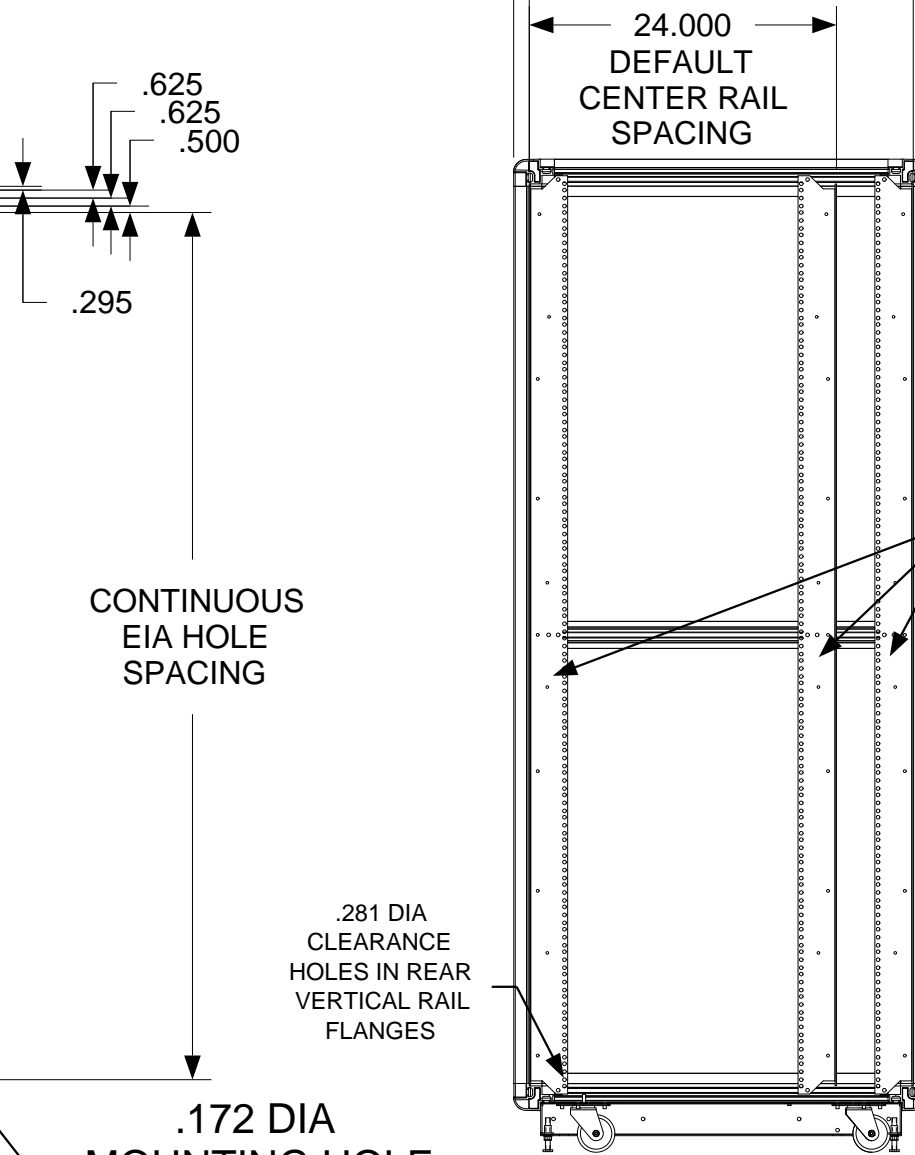
REVISION HISTORY			
REV	DESCRIPTION	DATE	APPROVED
A	INITIAL RELEASE		

F
E
D
C
B
A

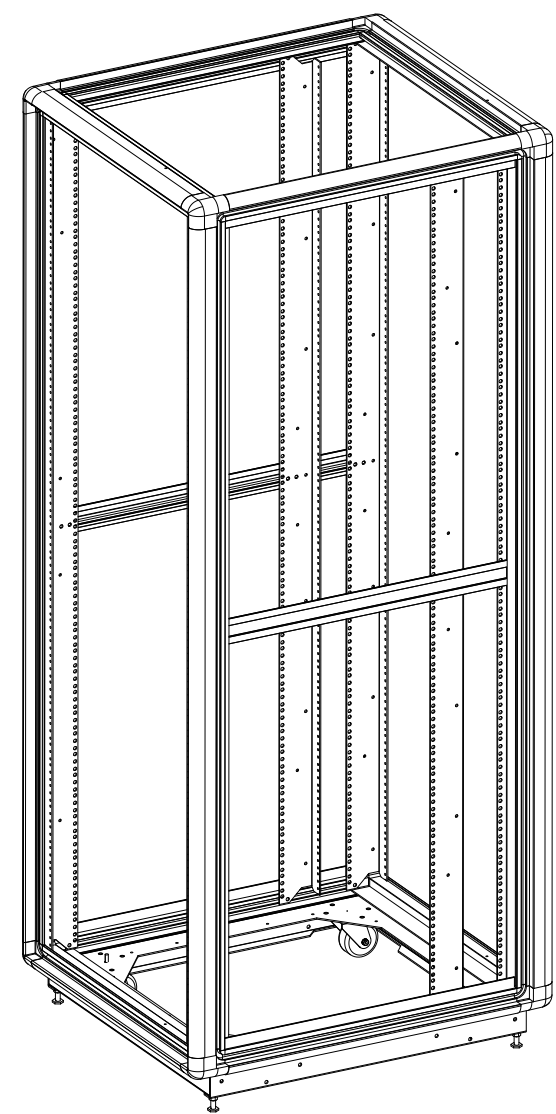
F
E
D
C
B
A



FRONT VIEW



SIDE SECTION VIEW



FULLY ADJUSTABLE VERTICAL MOUNTING RAILS (3 PAIR)

CONTINUOUS EIA HOLE SPACING

.281 DIA CLEARANCE HOLES IN REAR VERTICAL RAIL FLANGES

.172 DIA MOUNTING HOLE TAPPED 12-24

MATERIAL
TOLERANCES EXCEPT AS NOTED
DECIMAL
.X = +/- .060
.XX = +/- .030
.XXX = +/- .010
ANGULAR
+/- 1/2 DEG



PART NAME
40U X 30" DEEP; 23" RACKMOUNT EXTRUDED ALUMINUM FRAME

SIZE B	DATE 3/1/18	PART # 702030-TR12	REV A
-----------	----------------	-----------------------	----------

PROGRAM#	DATE	DRAWN BY: JQ
SETBACK=	DATE	APPROVED BY:

SCALE = 1/15	FINISH: A/R	SHEET 1 OF 1
--------------	-------------	--------------

NEXT UPPER ASSEMBLY:

9 8 7 6 5 4 3 2 1