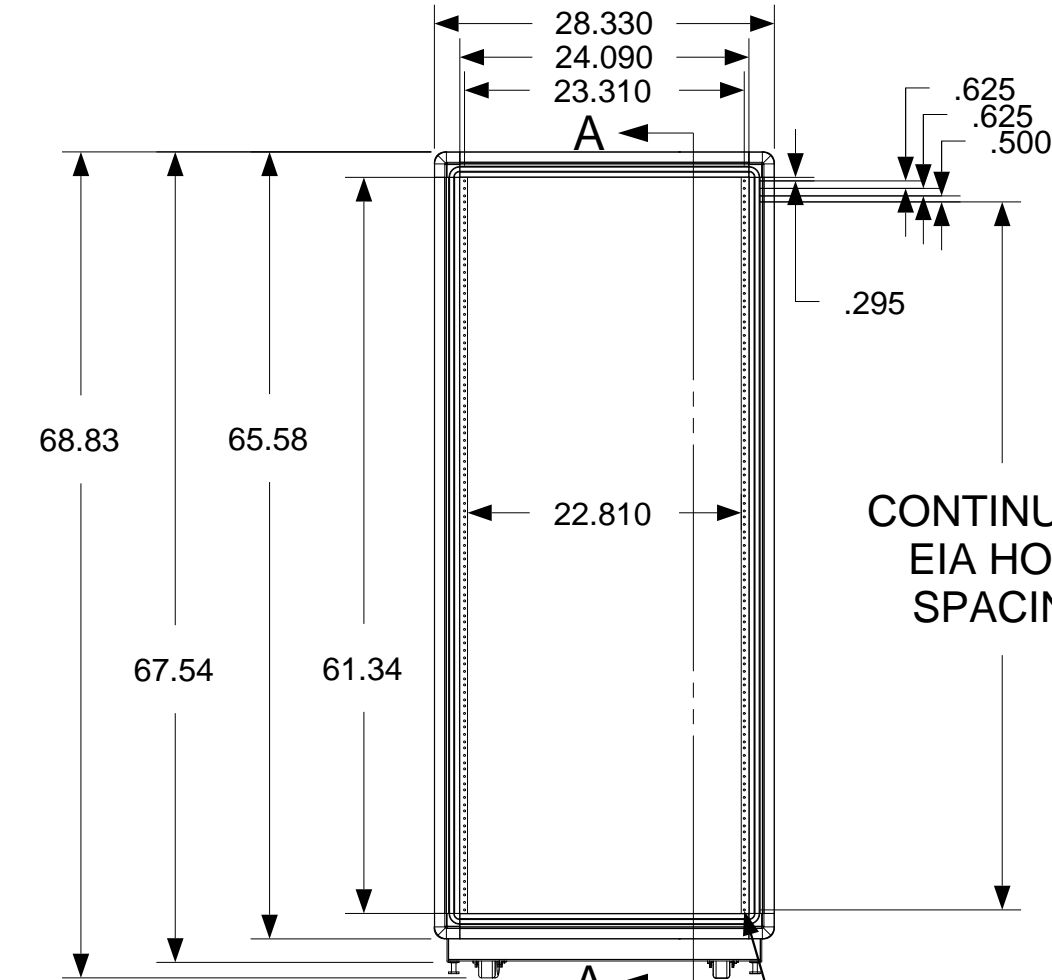
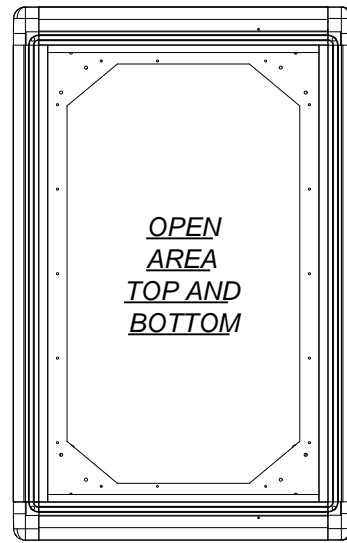


These drawings and specifications are the exclusive property of Martin International Enclosures, Inc. and shall not be copied, reproduced or used for any purpose at all without prior written permission of Martin International Enclosures, Inc. (MIE) except to manufacture for MIE, Inc. the items on the drawings. These drawings are issued in strict confidence.

| REVISION HISTORY |                 |      |          |
|------------------|-----------------|------|----------|
| REV              | DESCRIPTION     | DATE | APPROVED |
| A                | INITIAL RELEASE |      |          |

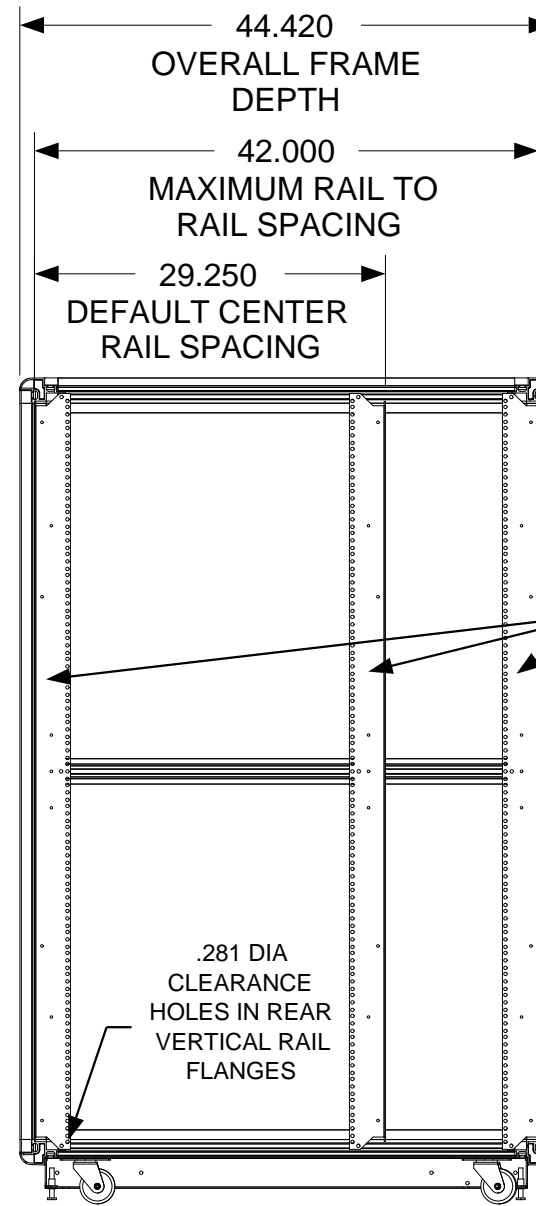
F  
E  
D  
C  
B  
A

F  
E  
D  
C  
B  
A



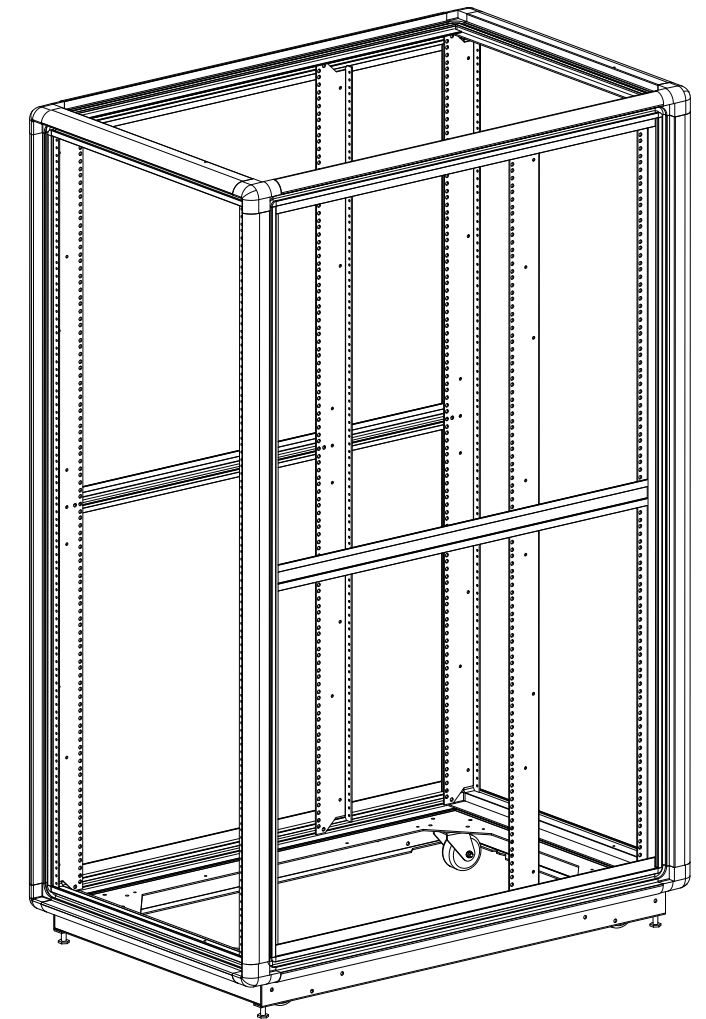
**FRONT VIEW**

.172 DIA MOUNTING HOLE TAPPED 12-24



**SIDE SECTION VIEW**

FULLY ADJUSTABLE VERTICAL MOUNTING RAILS (3 PAIR)



|   |
|---|
| MATERIAL  |
| TOLERANCES EXCEPT AS NOTED<br>DECIMAL<br>.X = +/- .060<br>.XX = +/- .030<br>.XXX = +/- .010<br>ANGULAR<br>+/- 1/2 DEG |



PART NAME  
35U X 42" DEEP; 24" RACKMOUNT EXTRUDED ALUMINUM FRAME

|           |                 |                       |          |
|-----------|-----------------|-----------------------|----------|
| SIZE<br>B | DATE<br>3/26/18 | PART #<br>612442-TR12 | REV<br>A |
|-----------|-----------------|-----------------------|----------|

NEXT UPPER ASSEMBLY:

|          |      |
|----------|------|
| PROGRAM# | DATE |
| SETBACK= | DATE |

DRAWN BY: JQ  
APPROVED BY:

SCALE = 1/16    FINISH: A/R    SHEET 1 OF 1

9 8 7 6 5 4 3 2 1

9 8 7 6 5 4 3 2 1