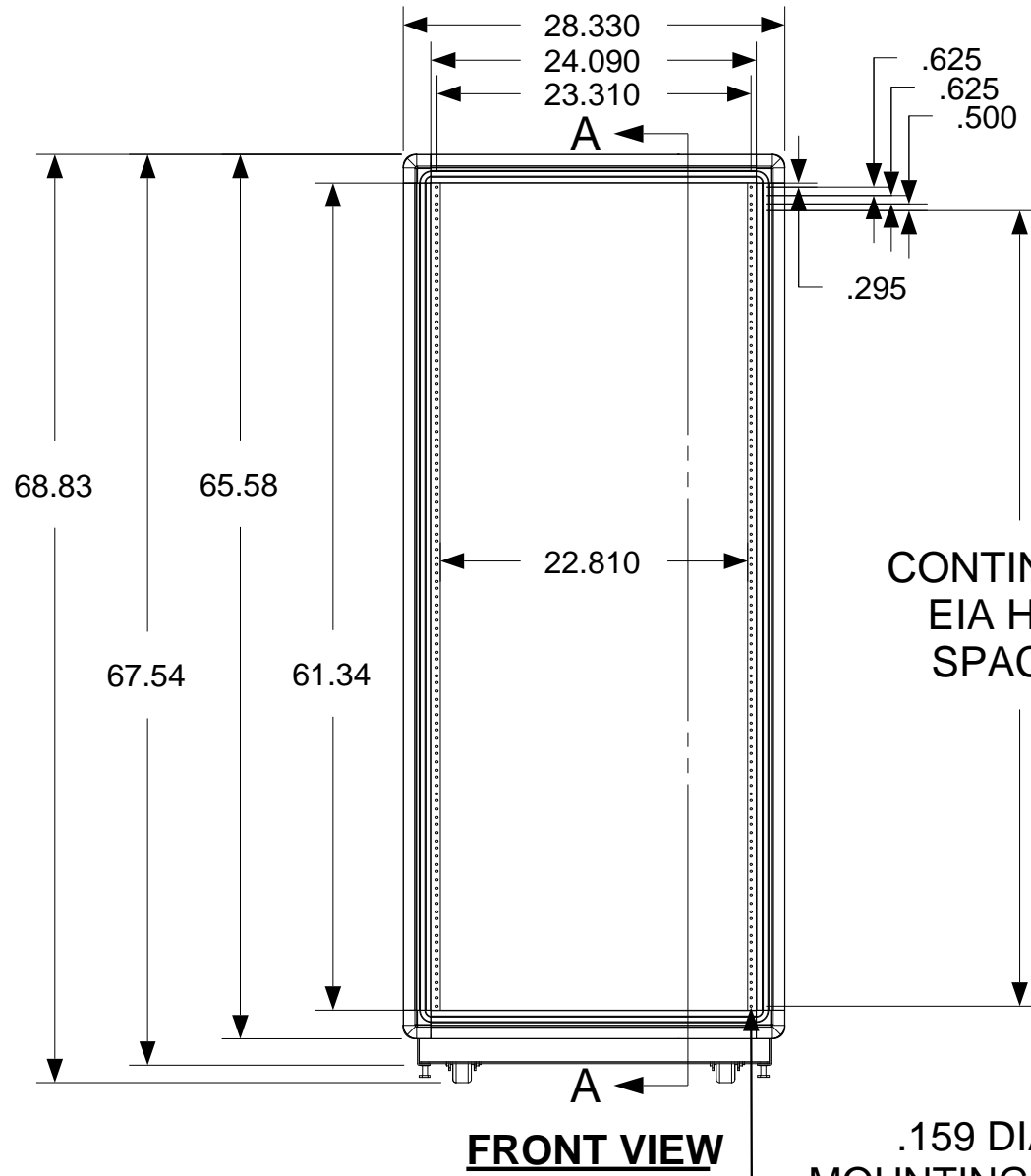
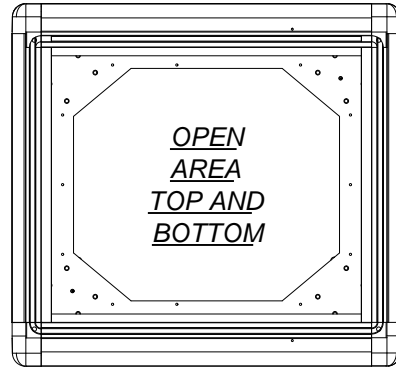


These drawings and specifications are the exclusive property of Martin International Enclosures, Inc. and shall not be copied, reproduced or used for any purpose at all without prior written permission of Martin International Enclosures, Inc. (MIE) except to manufacture for MIE, Inc. the items on the drawings. These drawings are issued in strict confidence.

REVISION HISTORY			
REV	DESCRIPTION	DATE	APPROVED
A	INITIAL RELEASE		

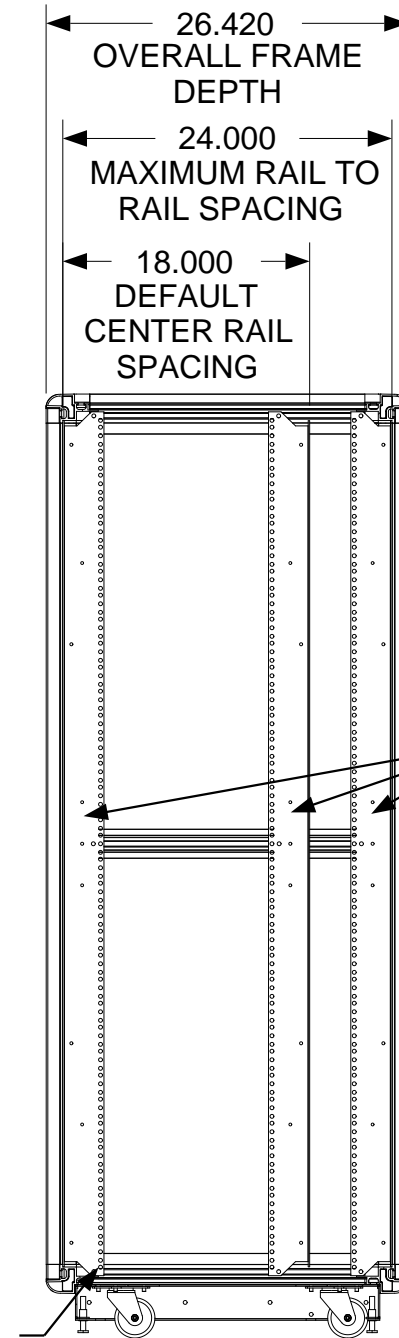


FRONT VIEW

CONTINUOUS EIA HOLE SPACING

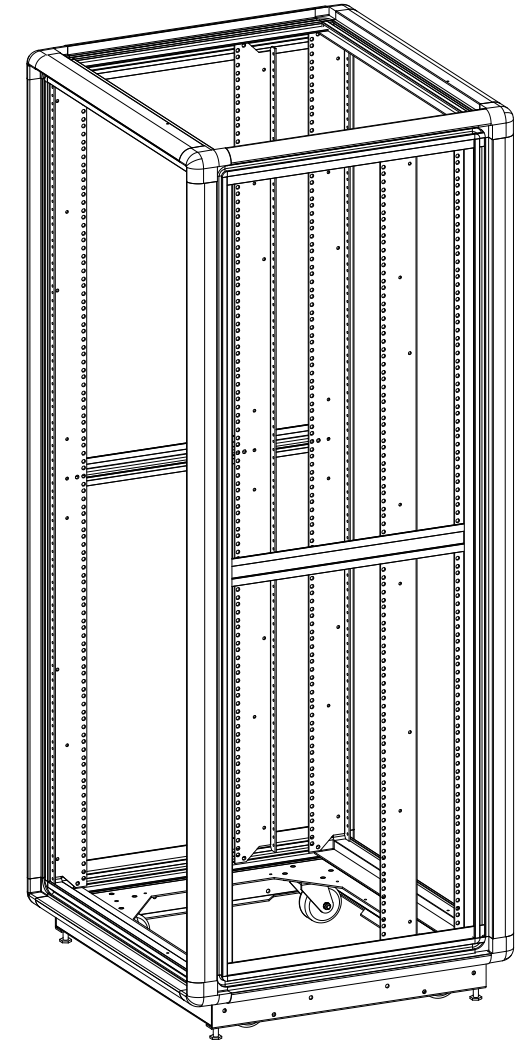
.159 DIA MOUNTING HOLE TAPPED 10-32

.281 DIA CLEARANCE HOLES IN REAR VERTICAL RAIL FLANGES



SIDE SECTION VIEW

FULLY ADJUSTABLE VERTICAL MOUNTING RAILS (3 PAIR)



MATERIAL
TOLERANCES EXCEPT AS NOTED DECIMAL .X = +/- .060 .XX = +/- .030 .XXX = +/- .010 ANGULAR +/- 1/2 DEG

PART NAME 35U X 24" DEEP; 24" RACKMOUNT EXTRUDED ALUMINUM FRAME			
SIZE B	DATE 3/15/18	PART # 612424-TR10	REV A

PROGRAM#	DATE
SETBACK=	DATE

DRAWN BY: JQ
APPROVED BY:

SCALE = 1/14	FINISH: A/R	SHEET	1 OF 1
--------------	--------------------	-------	--------

NEXT UPPER ASSEMBLY: