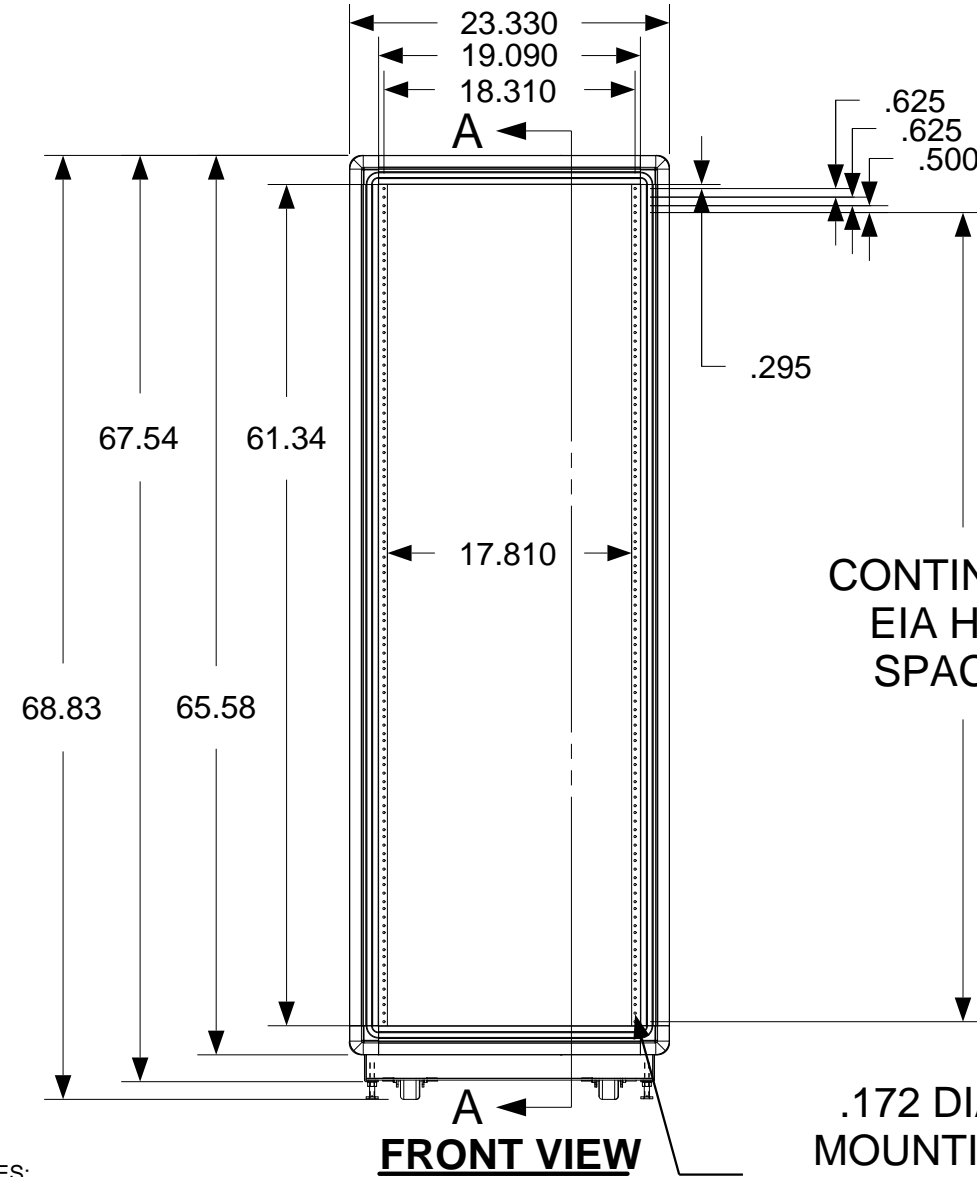
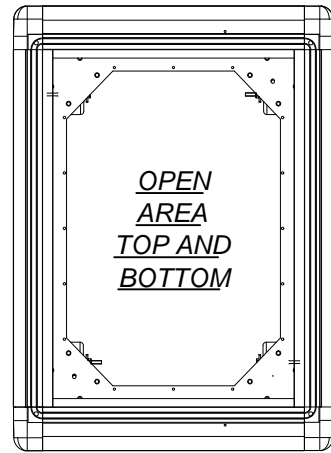


These drawings and specifications are the exclusive property of Martin International Enclosures, Inc. and shall not be copied, reproduced or used for any purpose at all without prior written permission of Martin International Enclosures, Inc. (MIE) except to manufacture for MIE, Inc. the items on the drawings. These drawings are issued in strict confidence.

REVISION HISTORY			
REV	DESCRIPTION	DATE	APPROVED
A	INITIAL RELEASE		

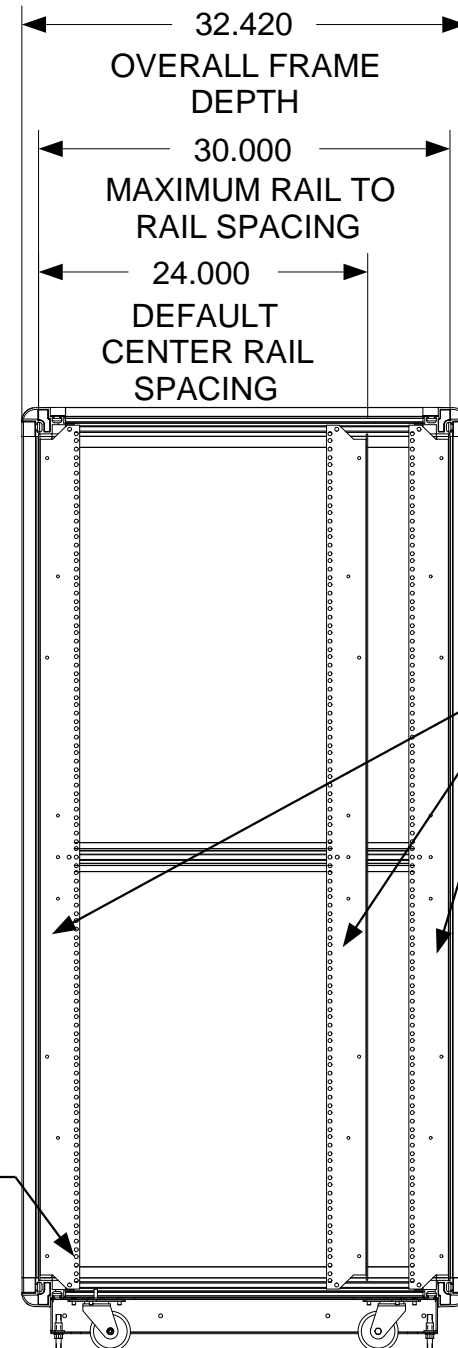


**FRONT VIEW**

CONTINUOUS  
EIA HOLE  
SPACING

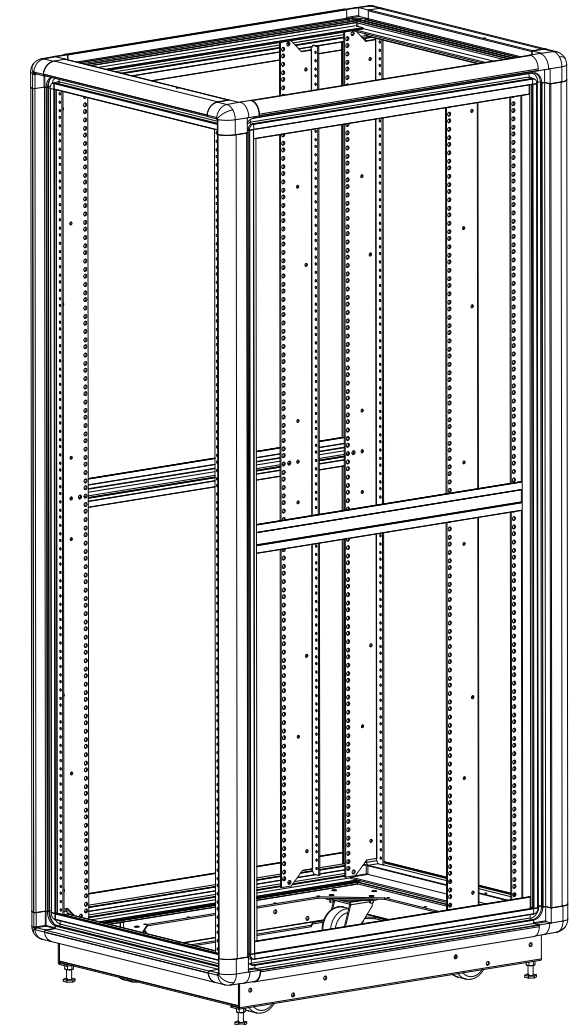
.281 DIA  
CLEARANCE  
HOLES IN REAR  
VERTICAL RAIL  
FLANGES

.172 DIA  
MOUNTING  
HOLE TAPPED  
12-24



**SIDE SECTION VIEW**

FULLY ADJUSTABLE  
VERTICAL MOUNTING  
RAILS  
(3 PAIR)



- NOTES:  
1) ALL BEND RADIUS .030.  
2) DIMENSIONS IN BLOCKS ARE CRITICAL TO FUNCTION.  
3) ALL DIMENSIONS ARE OUTSIDE UNLESS NOTED.

MATERIAL				
TOLERANCES EXCEPT AS NOTED DECIMAL .XX = +/- .020 .XXX = +/- .010 ANGULAR +/- 1/2 DEG				
PART NAME		35U X 30" DEEP; 19" RACKMOUNT EXTRUDED ALUMINUM FRAME		
SIZE	DATE	PART #	REV	
B	9/15/17	611930-TR12	A	
DRAWN BY: JQ		SCALE = 1/14	FINISH: A/R	SHEET 1 OF 1
APPROVED BY:				

PROGRAM#	DATE
SETBACK=	DATE

ORDER#

NEXT UPPER ASSEMBLY:

9

8

7

6

5

4

3

2

1