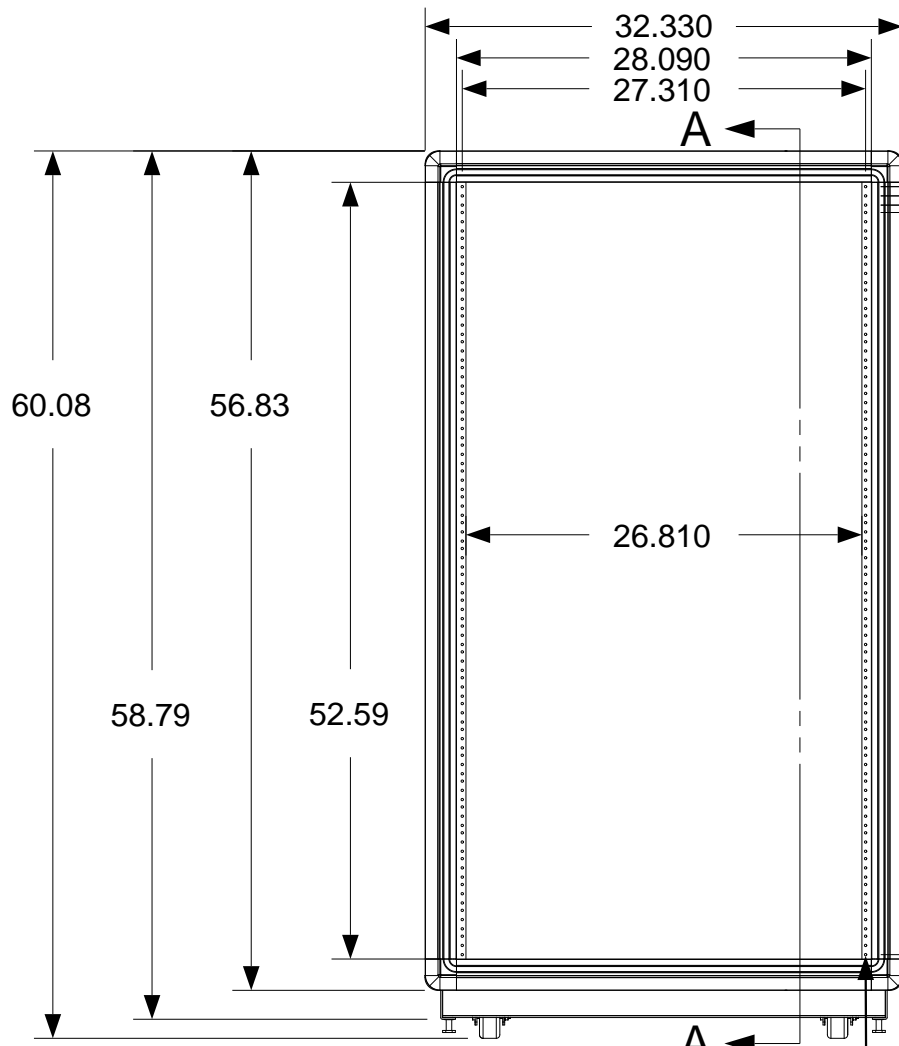
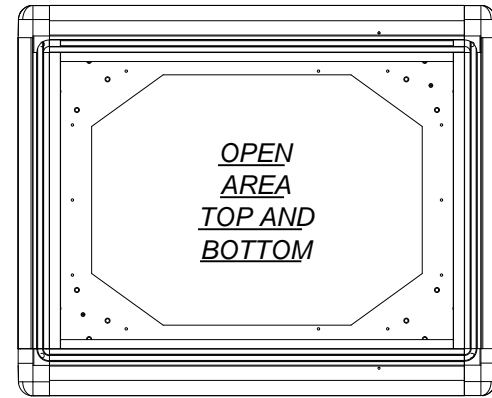


These drawings and specifications are the exclusive property of Martin International Enclosures, Inc. and shall not be copied, reproduced or used for any purpose at all without prior written permission of Martin International Enclosures, Inc. (MIE) except to manufacture for MIE, Inc. the items on the drawings. These drawings are issued in strict confidence.

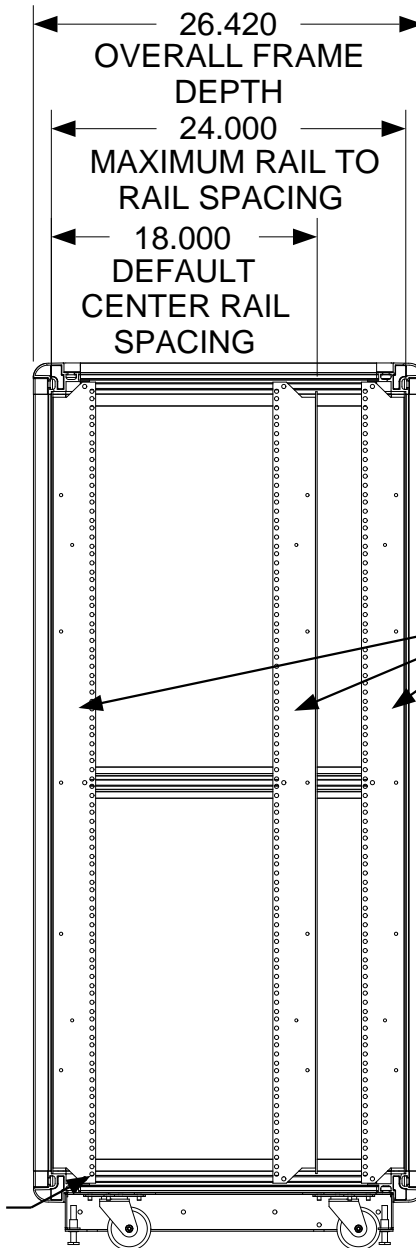
REVISION HISTORY			
REV	DESCRIPTION	DATE	APPROVED
A	INITIAL RELEASE		

F  
E  
D  
C  
B  
A

F  
E  
D  
C  
B  
A



**FRONT VIEW**



**SIDE SECTION VIEW**

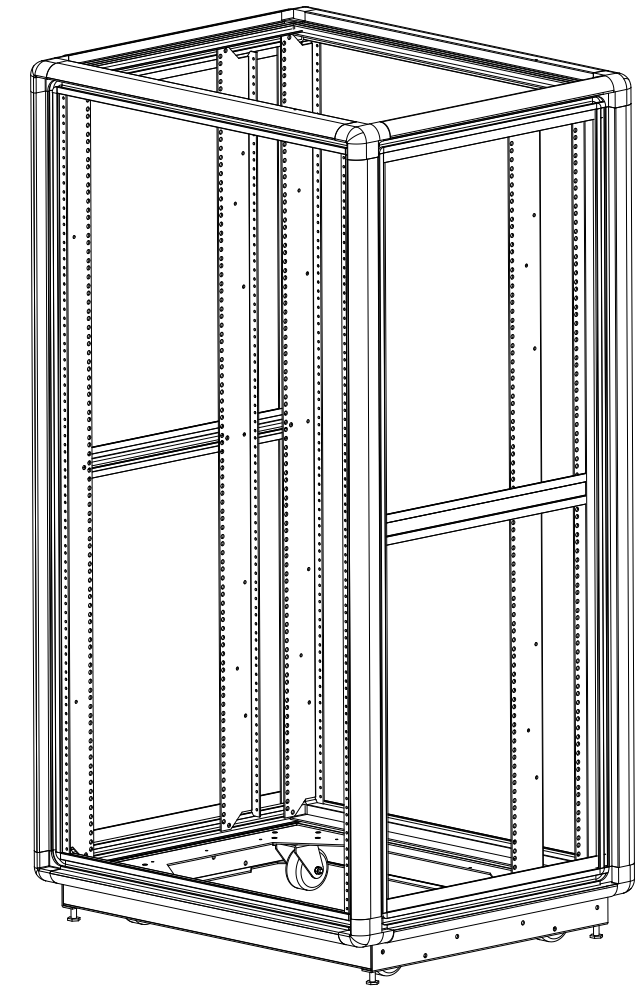
.625  
.625  
.500  
.295

CONTINUOUS EIA HOLE SPACING

.281 DIA CLEARANCE HOLES IN REAR VERTICAL RAIL FLANGES

.172 DIA MOUNTING HOLE TAPPED 12-24

FULLY ADJUSTABLE VERTICAL MOUNTING RAILS (3 PAIR)



MATERIAL
TOLERANCES EXCEPT AS NOTED DECIMAL .X = +/- .060 .XX = +/- .030 .XXX = +/- .010 ANGULAR +/- 1/2 DEG

PART NAME 30U X 24" DEEP; 28" RACKMOUNT EXTRUDED ALUMINUM FRAME			
SIZE B	DATE 5/16/18	PART # 522824-TR12	REV A

PROGRAM#	DATE	DRAWN BY: JQ
SETBACK=	DATE	APPROVED BY:

SCALE = 1/13	FINISH: A/R	SHEET 1 OF 1
--------------	-------------	--------------

NEXT UPPER ASSEMBLY:

9 8 7 6 5 4 3 2 1

9 8 7 6 5 4 3 2 1