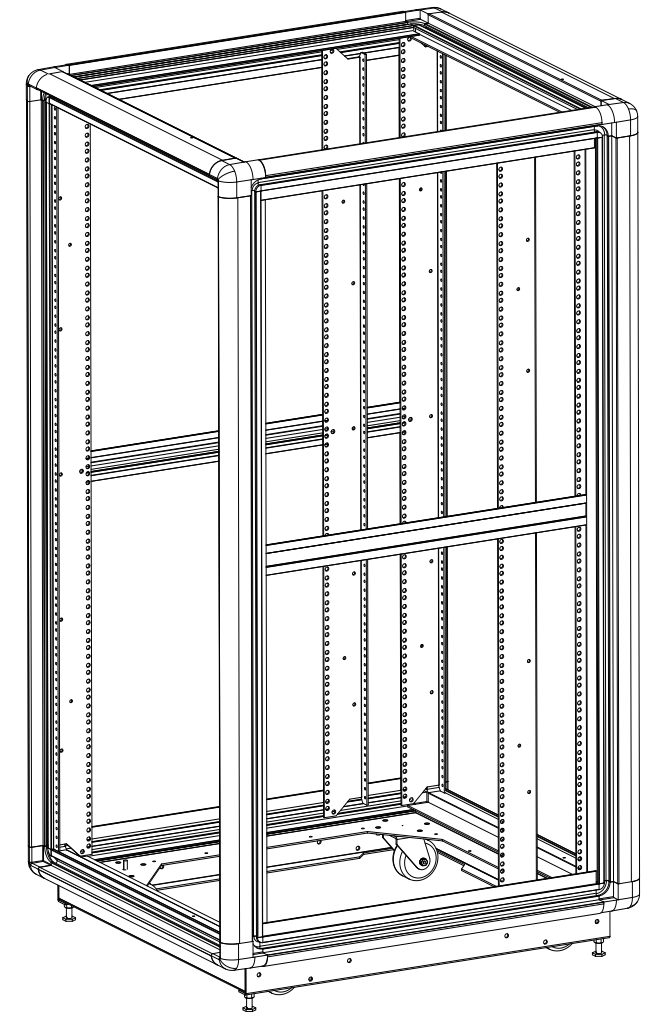
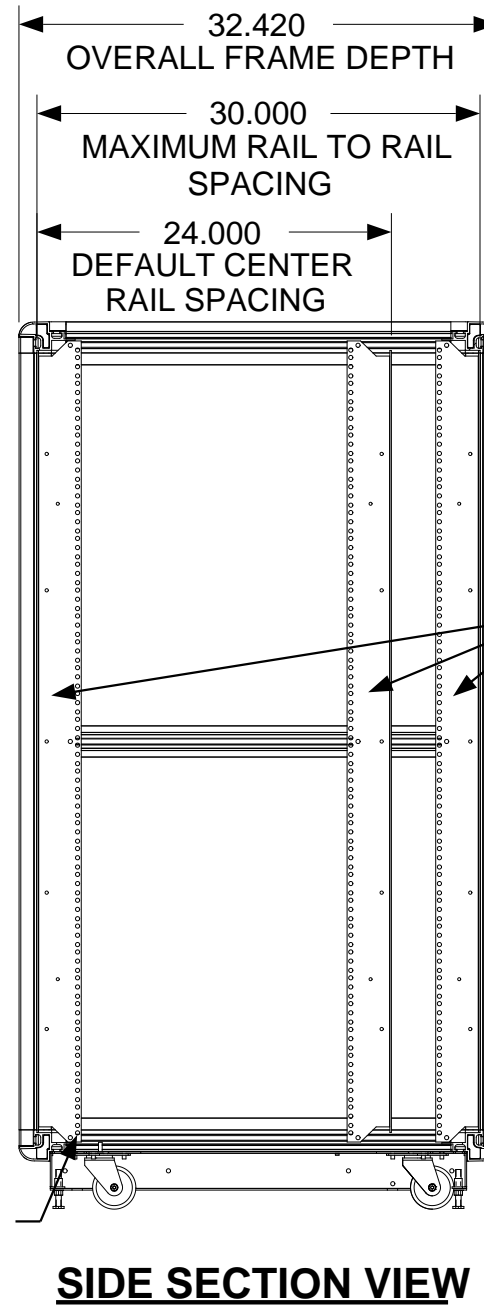
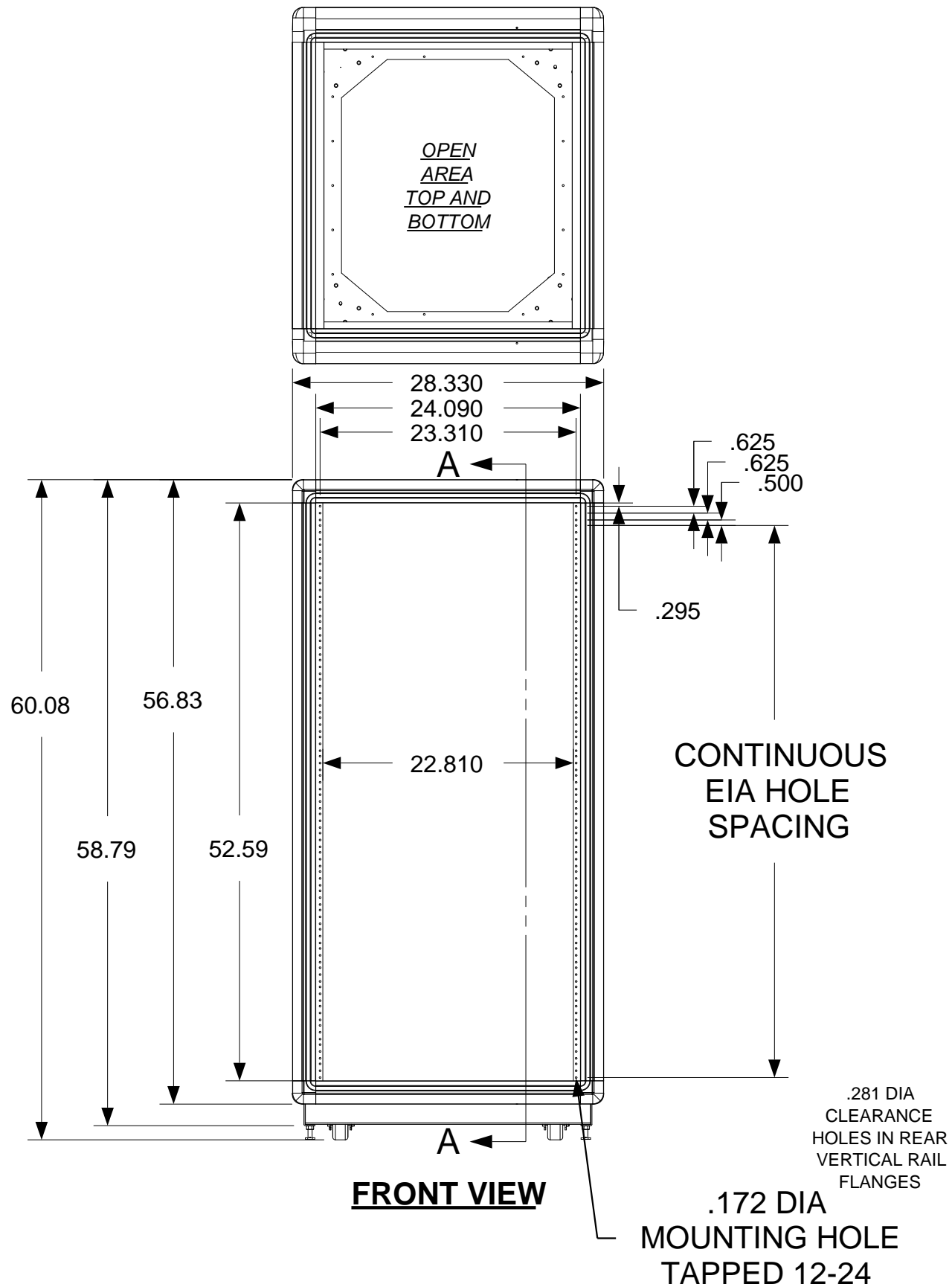


These drawings and specifications are the exclusive property of Martin International Enclosures, Inc. and shall not be copied, reproduced or used for any purpose at all without prior written permission of Martin International Enclosures, Inc. (MIE) except to manufacture for MIE, Inc. the items on the drawings. These drawings are issued in strict confidence.

| REVISION HISTORY | | | |
|------------------|-----------------|------|----------|
| REV | DESCRIPTION | DATE | APPROVED |
| A | INITIAL RELEASE | | |

F
E
D
C
B
A

F
E
D
C
B
A



| |
|----------------------------|
| MATERIAL |
| TOLERANCES EXCEPT AS NOTED |
| DECIMAL |
| .X = +/- .060 |
| .XX = +/- .030 |
| .XXX = +/- .010 |
| ANGULAR |
| +/- 1/2 DEG |

| | | | |
|---|---------|-------------|-----|
| | | | |
| PART NAME | | | |
| 30U X 30" DEEP; 24" RACKMOUNT EXTRUDED ALUMINUM FRAME | | | |
| SIZE | DATE | PART # | REV |
| B | 3/15/18 | 522430-TR12 | A |

| | |
|----------|------|
| PROGRAM# | DATE |
| SETBACK= | DATE |

DRAWN BY:
APPROVED BY:

| | | | |
|--------------|-------------|-------|--------|
| SCALE = 1/13 | FINISH: A/R | SHEET | 1 OF 1 |
|--------------|-------------|-------|--------|

NEXT UPPER ASSEMBLY:

9

8

7

6

5

4

3

2

1