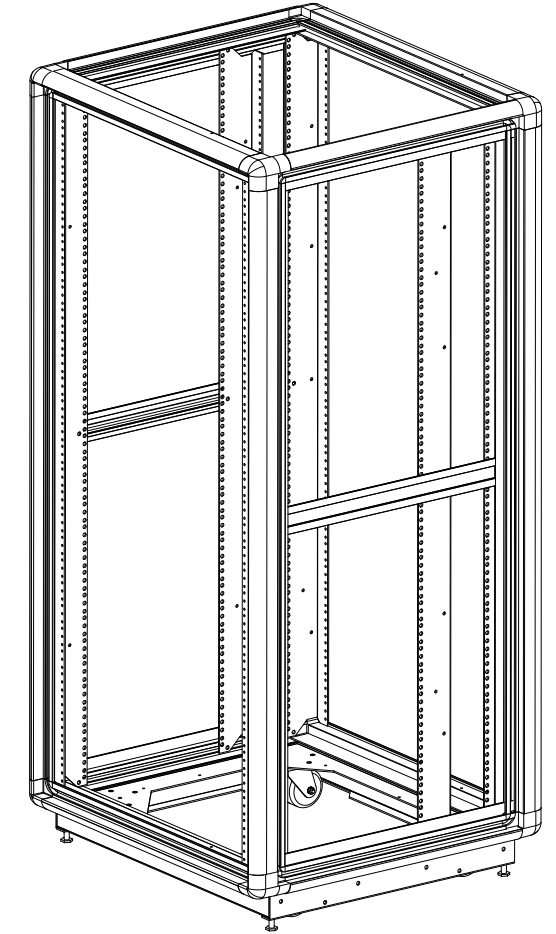
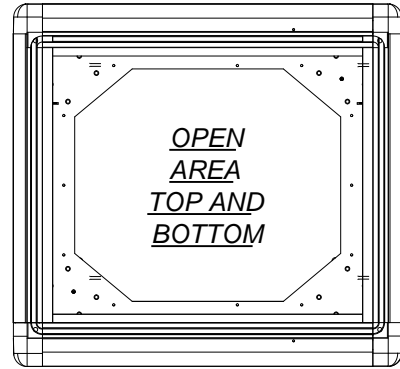


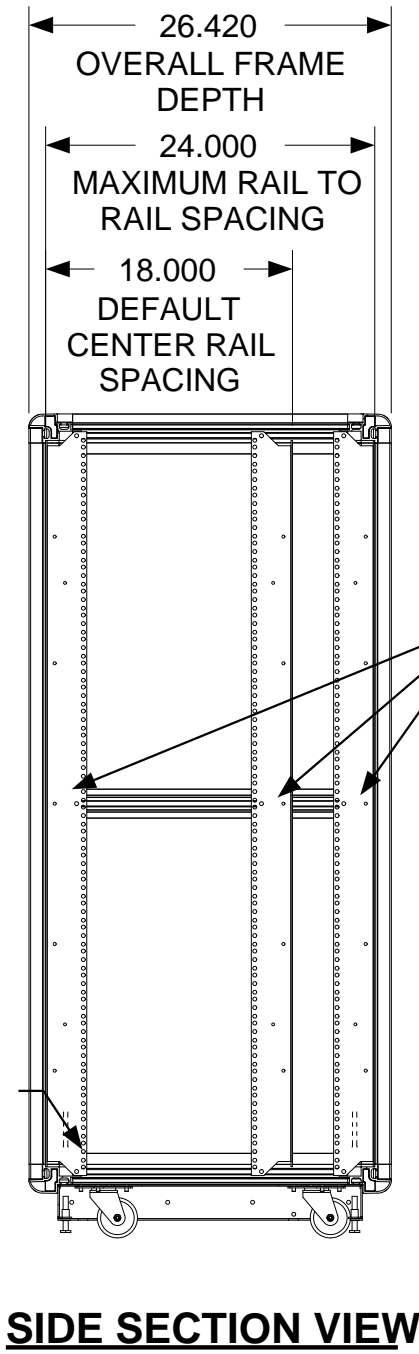
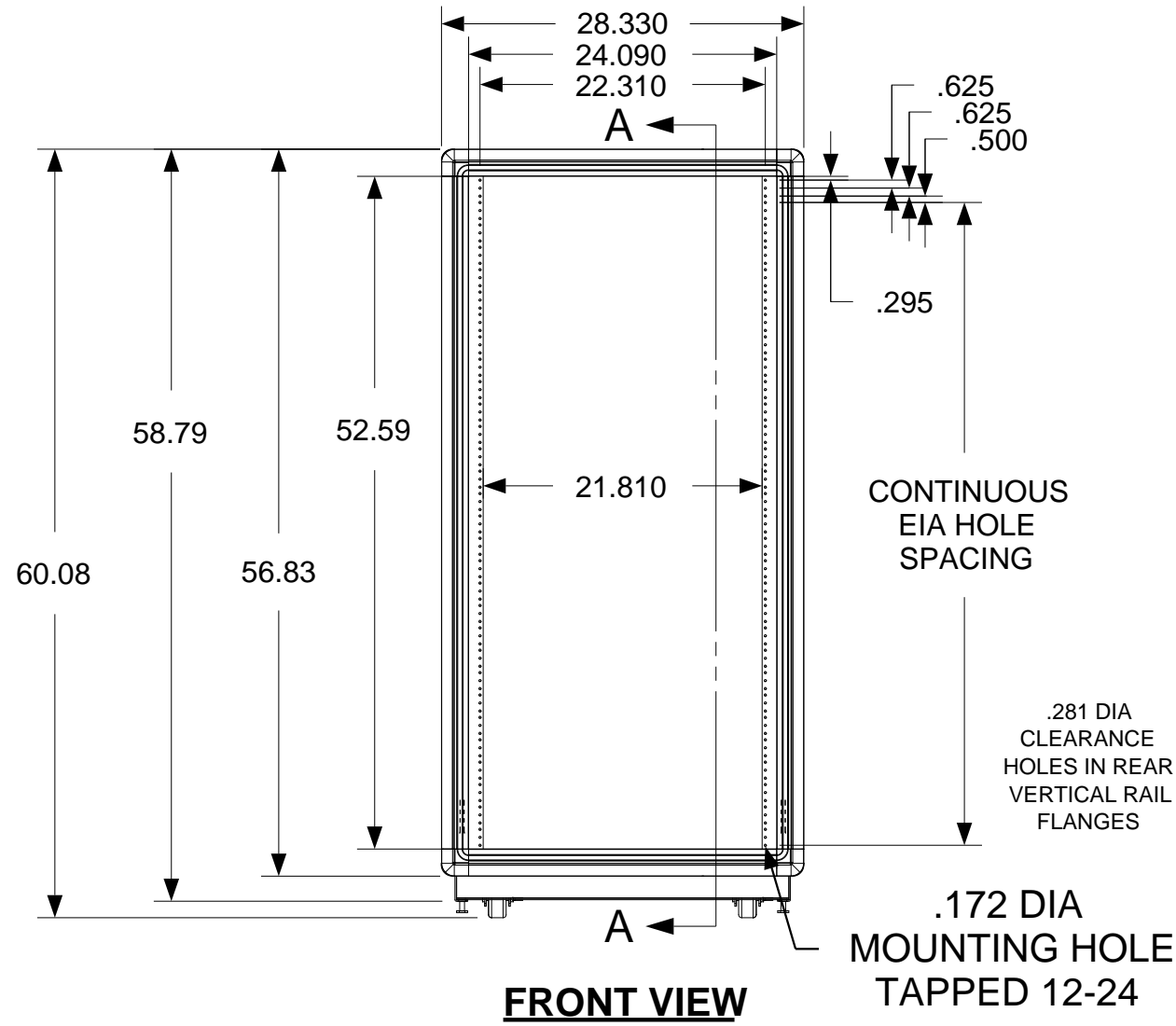
These drawings and specifications are the exclusive property of Martin International Enclosures, Inc. and shall not be copied, reproduced or used for any purpose at all without prior written permission of Martin International Enclosures, Inc. (MIE) except to manufacture for MIE, Inc. the items on the drawings. These drawings are issued in strict confidence.

REVISION HISTORY			
REV	DESCRIPTION	DATE	APPROVED
A	INITIAL RELEASE		



F
E
D
C
B
A

F
E
D
C
B
A



FULLY ADJUSTABLE VERTICAL MOUNTING RAILS (3 PAIR)

CONTINUOUS EIA HOLE SPACING

.281 DIA CLEARANCE HOLES IN REAR VERTICAL RAIL FLANGES

MATERIAL
TOLERANCES EXCEPT AS NOTED DECIMAL .X = +/- .060 .XX = +/- .030 .XXX = +/- .010 ANGULAR +/- 1/2 DEG



PART NAME
30U X 24" DEEP; 23" RACKMOUNT EXTRUDED ALUMINUM FRAME

SIZE B	DATE 2/27/18	PART # 522324-TR12	REV A
-----------	-----------------	-----------------------	----------

PROGRAM#	DATE	DRAWN BY: JQ
SETBACK=	DATE	APPROVED BY:

NEXT UPPER ASSEMBLY:

SCALE = 1/14	FINISH: A/R	SHEET 1 OF 1
--------------	-------------	--------------

9 8 7 6 5 4 3 2 1

9 8 7 6 5 4 3 2 1