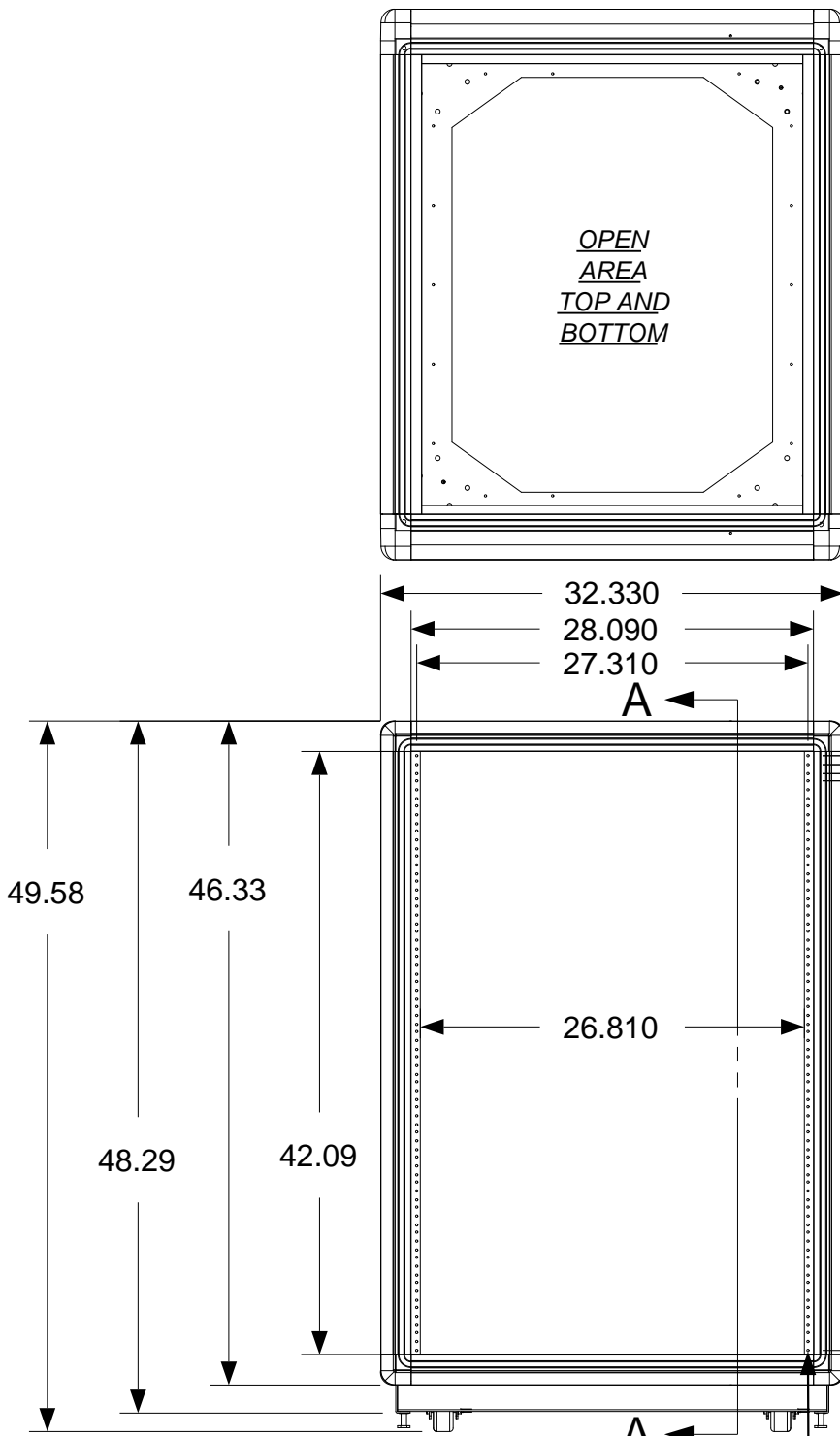


These drawings and specifications are the exclusive property of Martin International Enclosures, Inc. and shall not be copied, reproduced or used for any purpose at all without prior written permission of Martin International Enclosures, Inc. (MIE) except to manufacture for MIE, Inc. the items on the drawings. These drawings are issued in strict confidence.

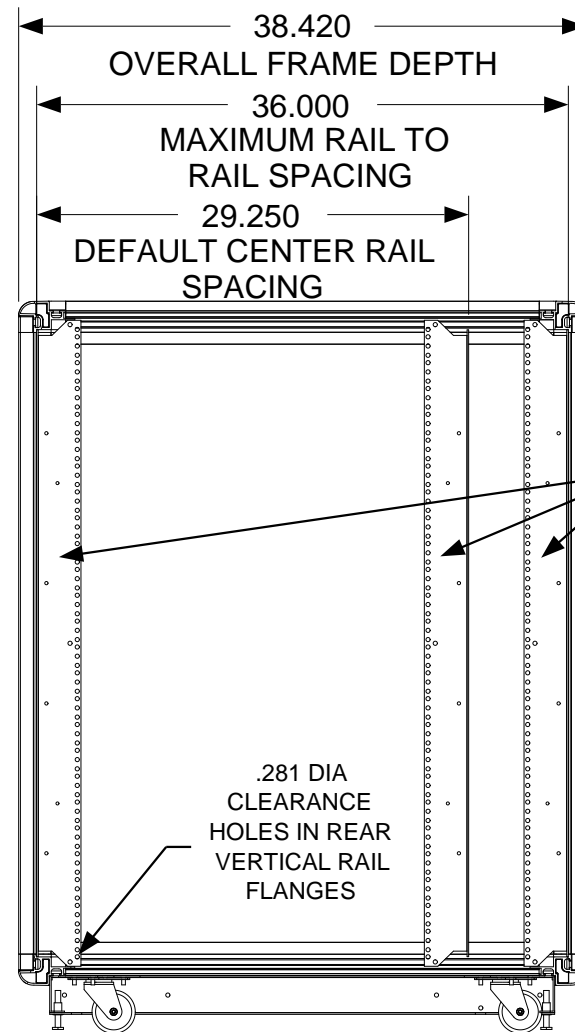
REVISION HISTORY			
REV	DESCRIPTION	DATE	APPROVED
A	INITIAL RELEASE		

F
E
D
C
B
A

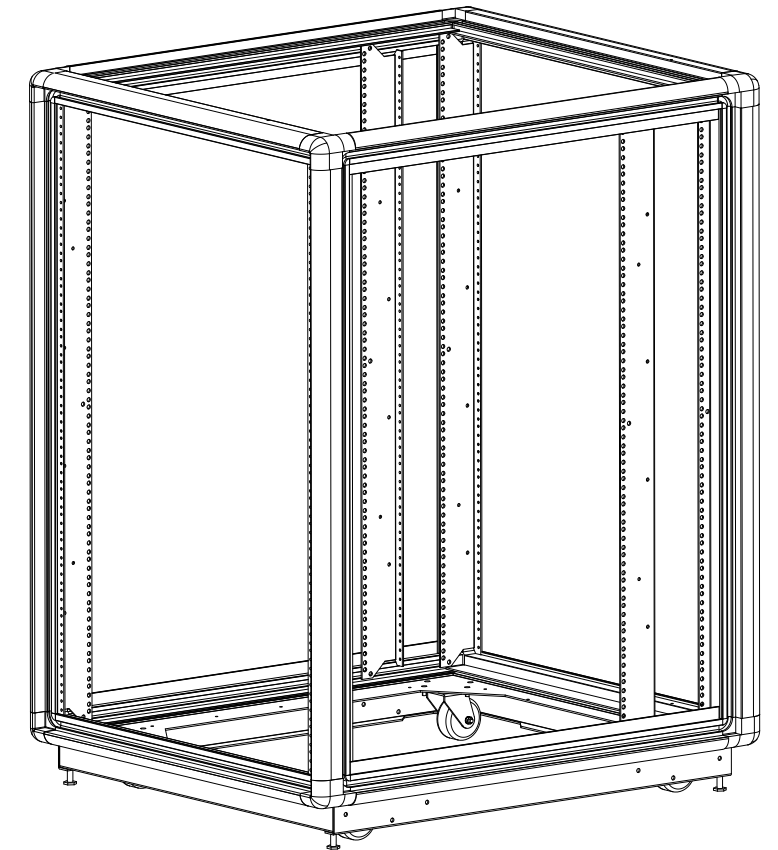
F
E
D
C
B
A



FRONT VIEW



SIDE SECTION VIEW



FULLY ADJUSTABLE VERTICAL MOUNTING RAILS (3 PAIR)

CONTINUOUS EIA HOLE SPACING

.172 DIA MOUNTING HOLE TAPPED 12-24

MATERIAL
TOLERANCES EXCEPT AS NOTED DECIMAL .X = +/- .060 .XX = +/- .030 .XXX = +/- .010 ANGULAR +/- 1/2 DEG

PART NAME 24U X 36" DEEP; 28" RACKMOUNT EXTRUDED ALUMINUM FRAME			
SIZE B	DATE 4/3/18	PART # 422836-TR12	REV A

PROGRAM#	DATE
SETBACK=	DATE

DRAWN BY: JQ
APPROVED BY:

SCALE = 1/13	FINISH: A/R	SHEET	1 OF 1
--------------	-------------	-------	--------

NEXT UPPER ASSEMBLY:

9 8 7 6 5 4 3 2 1

9 8 7 6 5 4 3 2 1