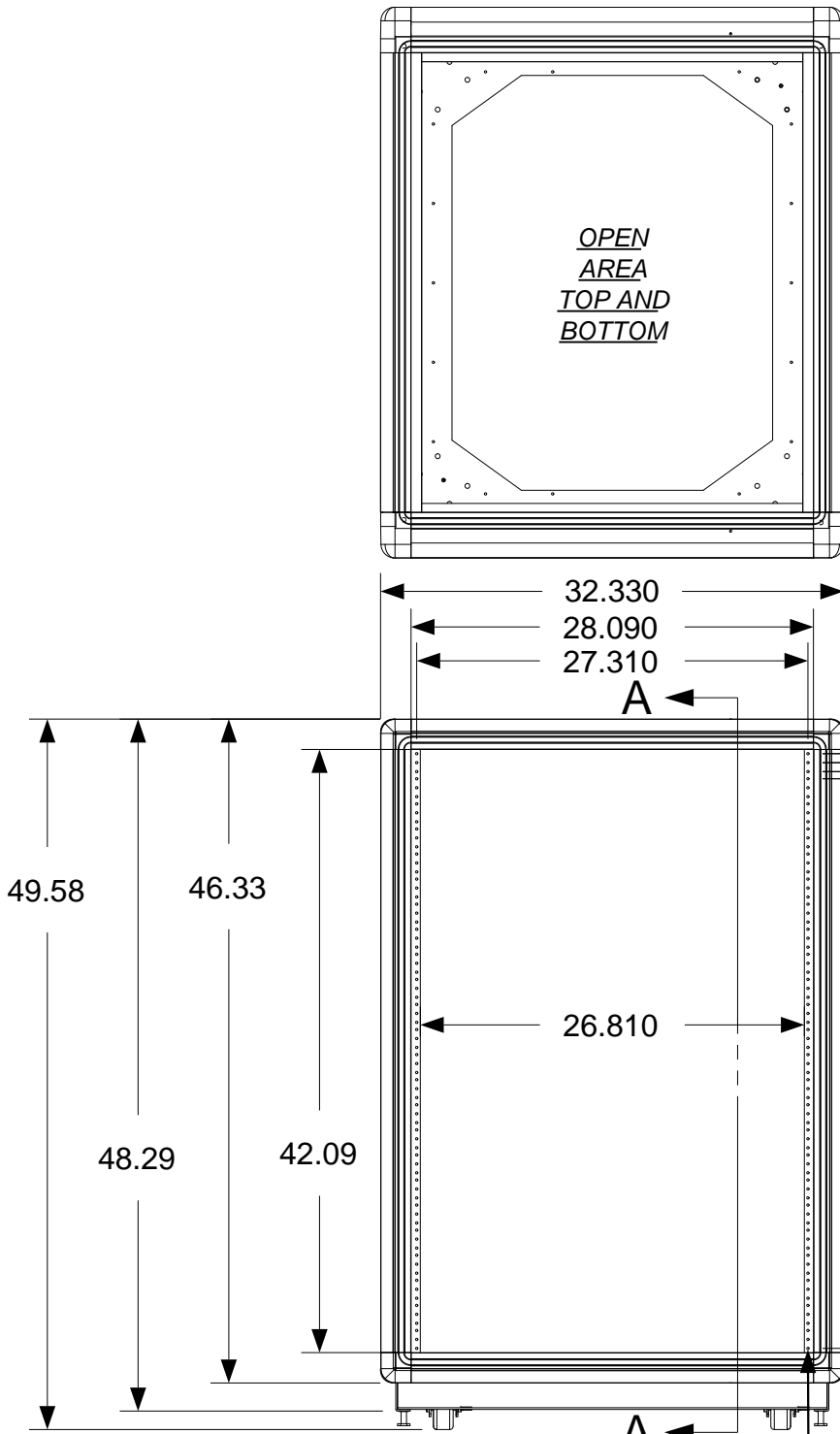


These drawings and specifications are the exclusive property of Martin International Enclosures, Inc. and shall not be copied, reproduced or used for any purpose at all without prior written permission of Martin International Enclosures, Inc. (MIE) except to manufacture for MIE, Inc. the items on the drawings. These drawings are issued in strict confidence.

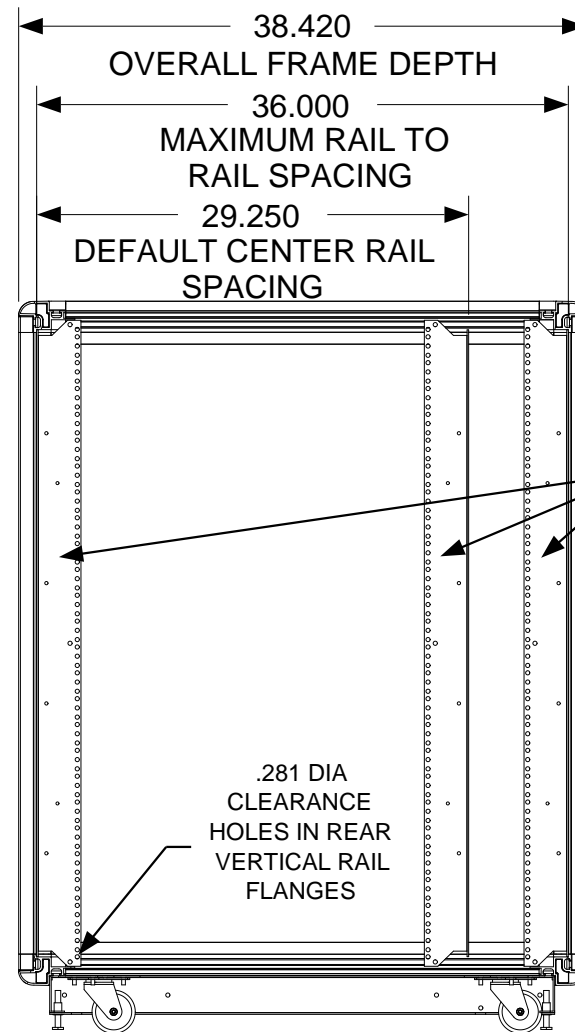
REVISION HISTORY			
REV	DESCRIPTION	DATE	APPROVED
A	INITIAL RELEASE		

F  
E  
D  
C  
B  
A

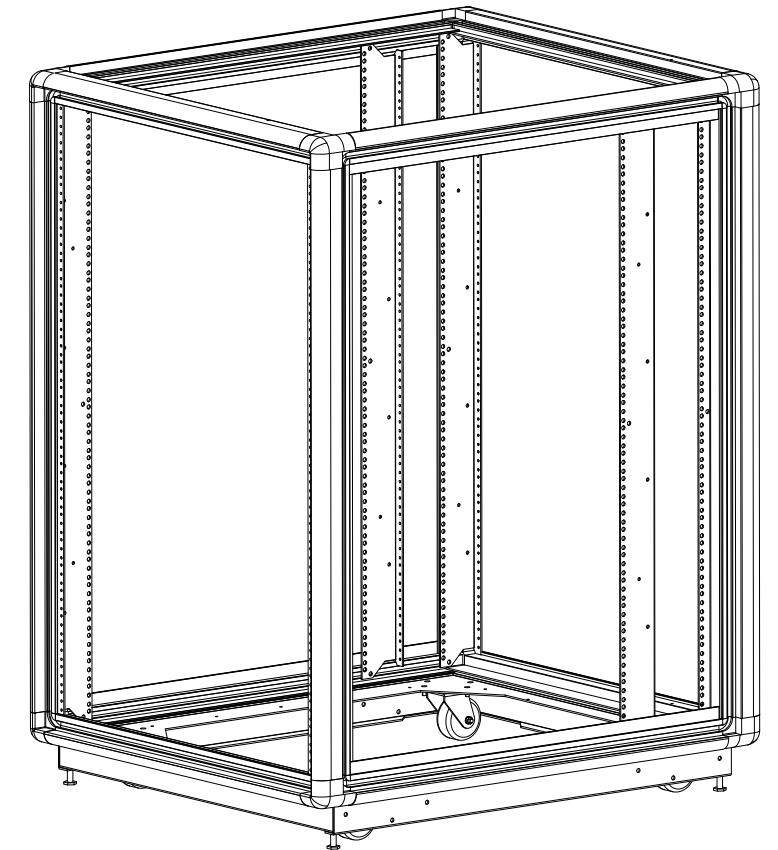
F  
E  
D  
C  
B  
A



**FRONT VIEW**



**SIDE SECTION VIEW**



CONTINUOUS EIA HOLE SPACING

.159 DIA MOUNTING HOLE TAPPED 10-32

FULLY ADJUSTABLE VERTICAL MOUNTING RAILS (3 PAIR)

PROGRAM#	DATE
SETBACK=	DATE

MATERIAL

TOLERANCES EXCEPT AS NOTED  
 DECIMAL  
 .X = +/- .060  
 .XX = +/- .030  
 .XXX = +/- .010  
 ANGULAR  
 +/- 1/2 DEG

PART NAME 24U X 36" DEEP; 28" RACKMOUNT EXTRUDED ALUMINUM FRAME			
SIZE B	DATE 4/3/18	PART # 422836-TR10	REV A

DRAWN BY: JQ

APPROVED BY:

SCALE = 1/13	FINISH: A/R	SHEET	1 OF 1
--------------	-------------	-------	--------

NEXT UPPER ASSEMBLY:

9 8 7 6 5 4 3 2 1

9 8 7 6 5 4 3 2 1