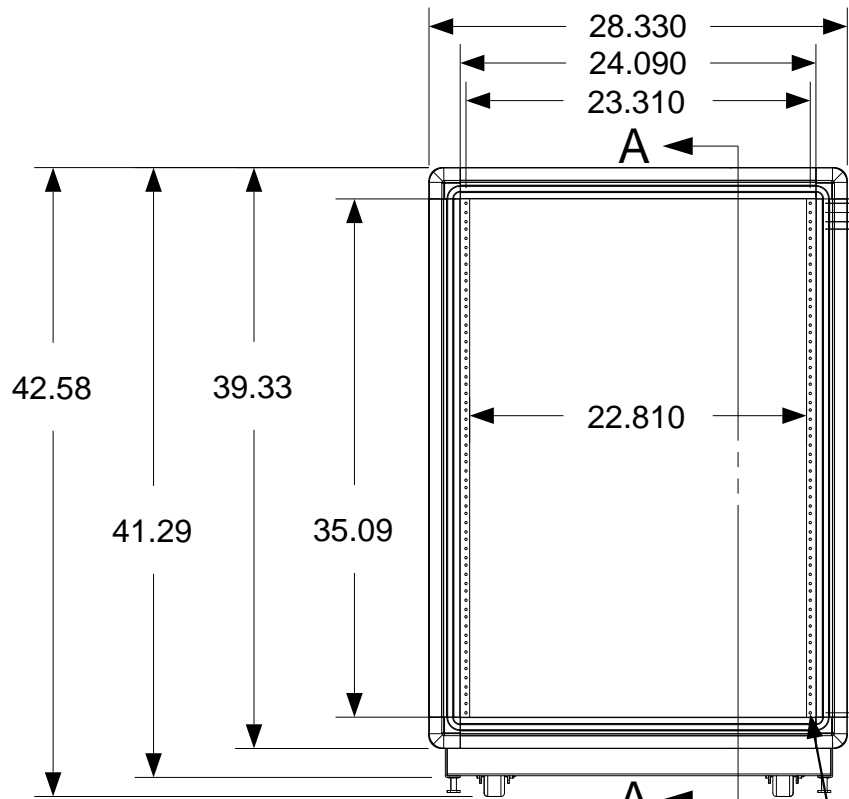
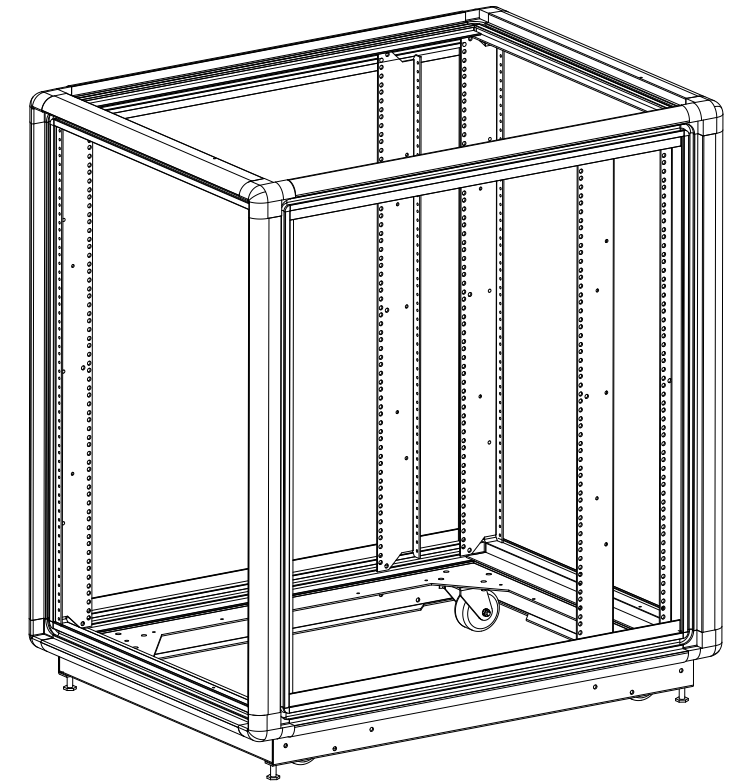
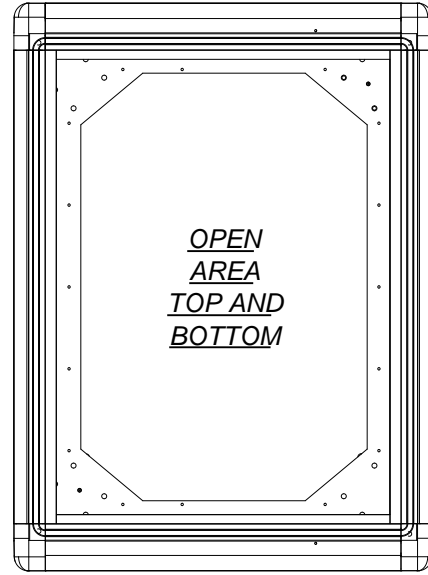


These drawings and specifications are the exclusive property of Martin International Enclosures, Inc. and shall not be copied, reproduced or used for any purpose at all without prior written permission of Martin International Enclosures, Inc. (MIE) except to manufacture for MIE, Inc. the items on the drawings. These drawings are issued in strict confidence.

REVISION HISTORY			
REV	DESCRIPTION	DATE	APPROVED
A	INITIAL RELEASE		

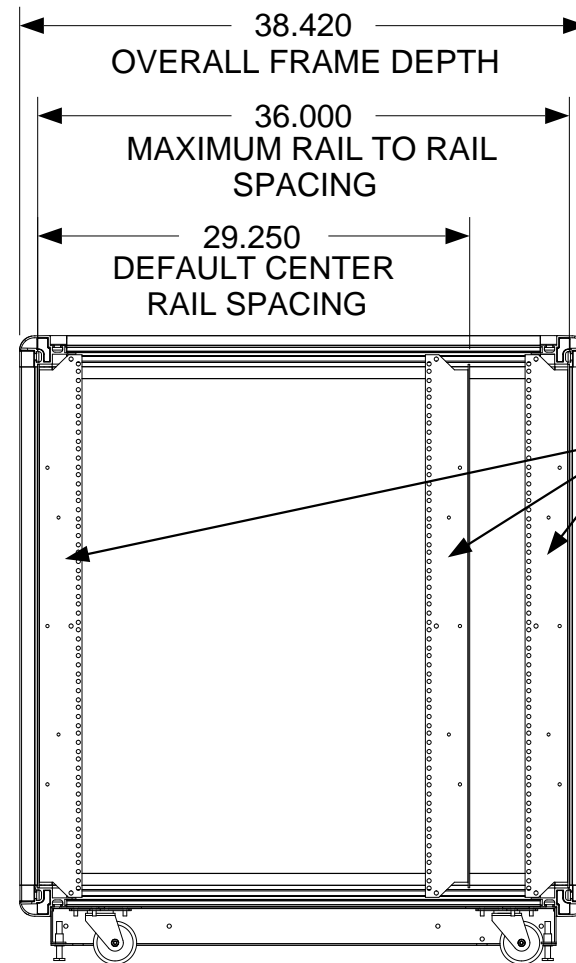


FRONT VIEW

.625
.625
.500
.295

CONTINUOUS
EIA HOLE
SPACING

.159 DIA
MOUNTING HOLE
TAPPED 10-32



SIDE SECTION VIEW

FULLY ADJUSTABLE
VERTICAL MOUNTING
RAILS
(3 PAIR)

MATERIAL					
TOLERANCES EXCEPT AS NOTED DECIMAL .X = +/- .060 .XX = +/- .030 .XXX = +/- .010 ANGULAR +/- 1/2 DEG					
PART NAME		SIZE	DATE	PART #	REV
20U X 36" DEEP; 24" RACKMOUNT EXTRUDED ALUMINUM FRAME		B	3/14/18	352436-TR10	A
PROGRAM#	DATE	DRAWN BY:	SCALE = 1/13	FINISH:	SHEET
SETBACK=	DATE	APPROVED BY:	JQ	A/R	1 OF 1

NEXT UPPER ASSEMBLY: