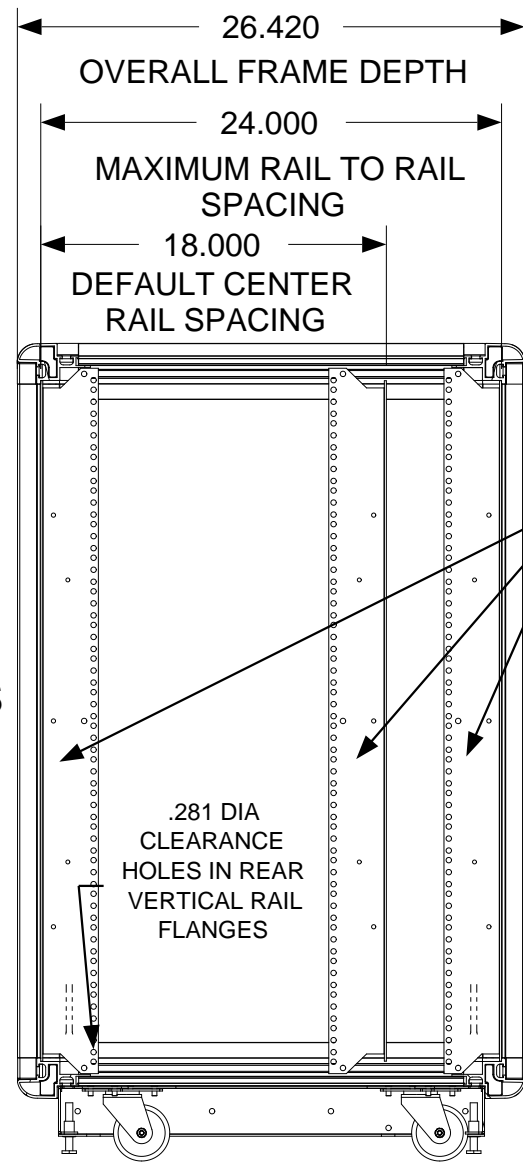
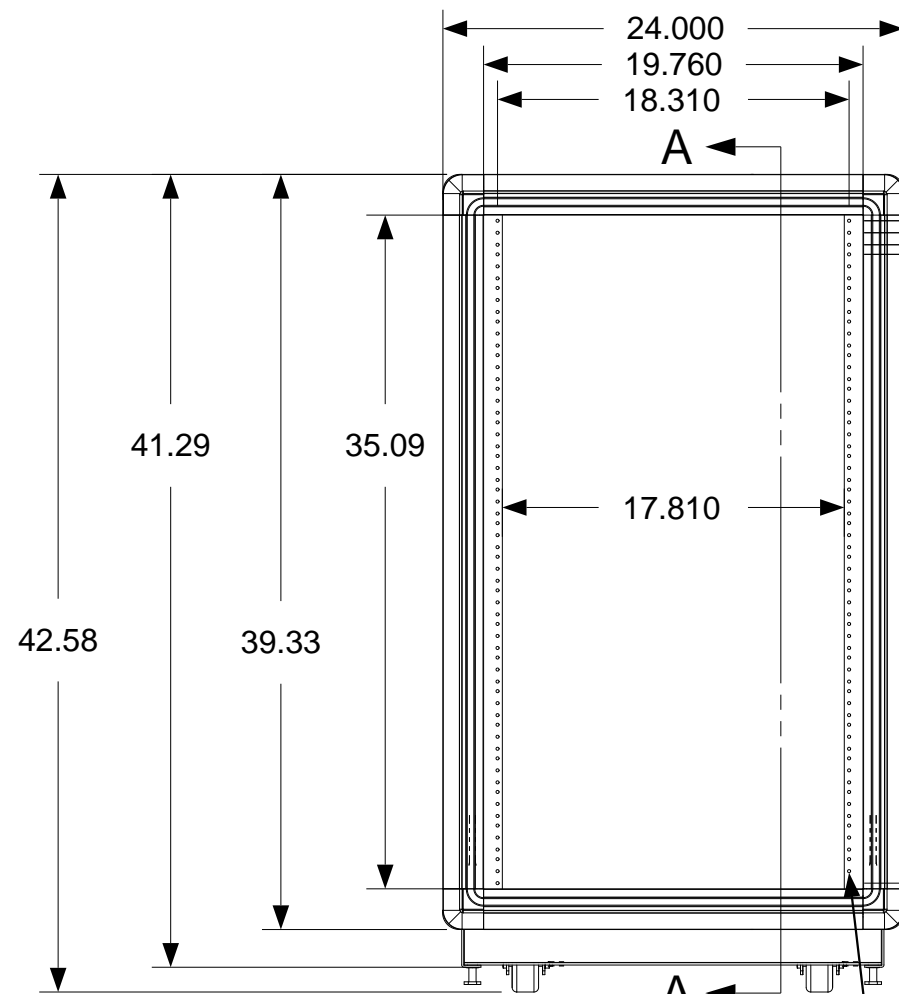
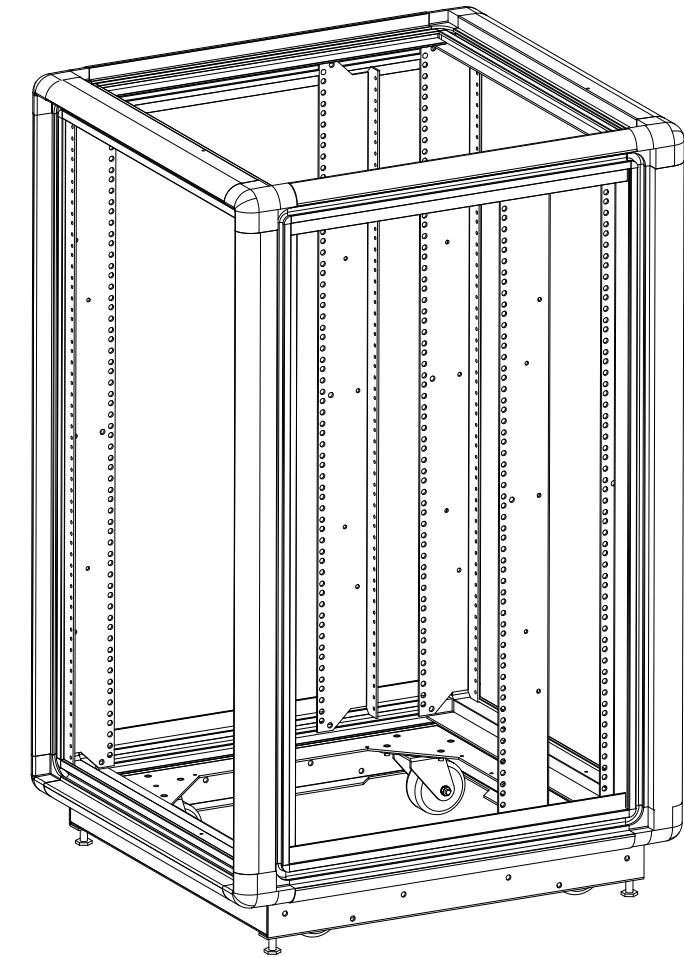
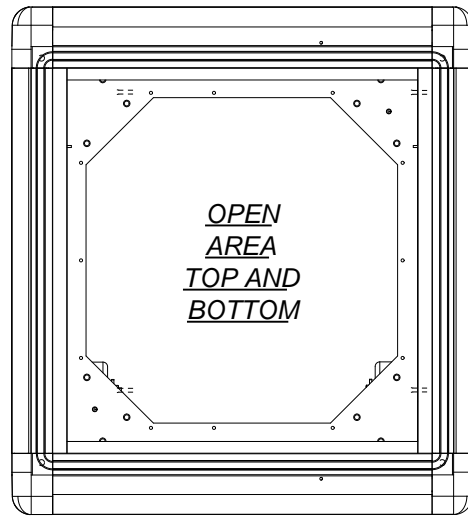


These drawings and specifications are the exclusive property of Martin International Enclosures, Inc. and shall not be copied, reproduced or used for any purpose at all without prior written permission of Martin International Enclosures, Inc. (MIE) except to manufacture for MIE, Inc. the items on the drawings. These drawings are issued in strict confidence.

REVISION HISTORY			
REV	DESCRIPTION	DATE	APPROVED
A	INITIAL RELEASE		



FRONT VIEW

SIDE SECTION VIEW

.159 DIA MOUNTING HOLE TAPPED 10-32

FULLY ADJUSTABLE VERTICAL MOUNTING RAILS (3 PAIR)

- NOTES:
 1) ALL BEND RADIUS .030.
 2) DIMENSIONS IN BLOCKS ARE CRITICAL TO FUNCTION.
 3) ALL DIMENSIONS ARE OUTSIDE UNLESS NOTED.

MATERIAL
TOLERANCES EXCEPT AS NOTED DECIMAL .XX = +/- .020 .XXX = +/- .010 ANGULAR +/- 1/2 DEG

PART NAME 20U X 24" DEEP; 19" RACKMOUNT EXTRUDED ALUMINUM FRAME			
SIZE B	DATE 10/2/17	PART # 352024-TR10	REV A

PROGRAM#	DATE
SETBACK=	DATE

DRAWN BY: JQ
 APPROVED BY:

SCALE = 1/10	FINISH: A/R	SHEET	1 OF 1
--------------	-------------	-------	--------

ORDER#	NEXT UPPER ASSEMBLY:
--------	----------------------