

9 8 7 6 5 4 3 2 1

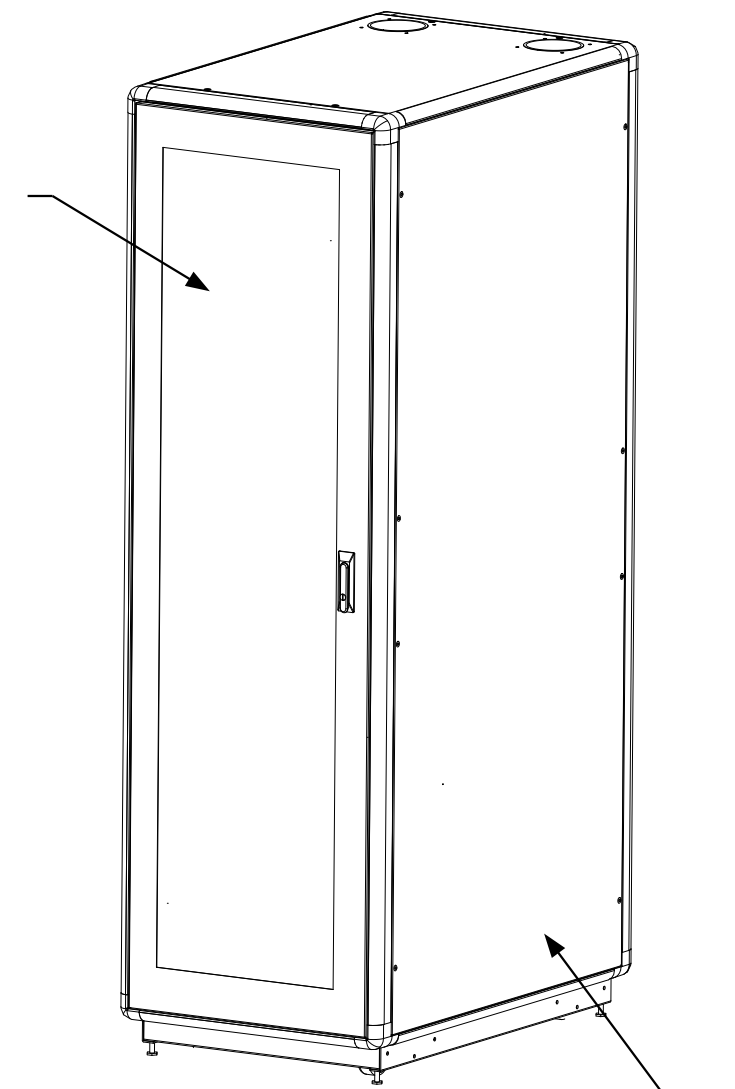
REVISION HISTORY			
REV	DESCRIPTION	DATE	APPROVED

These drawings and specifications are the exclusive property of Martin International Enclosures, Inc. and shall not be copied, reproduced or used for any purpose at all without prior written permission of Martin International Enclosures, Inc. (MIE) except to manufacture for MIE, Inc. the items on the drawings. These drawings are issued in strict confidence.

SOLID TOP PANEL WITH (2) CABLE ACCESS HOLE
ST2042-2HC

NOTES:
- MAXIMUM RAIL TO RAIL SPACING IS 42.000 WHEN LACING PANEL IS REMOVED.

STEEL PERFORATED DOOR
SPD7720



EXTERNALLY REMOVEABLE SIDE PANELS
SP7742

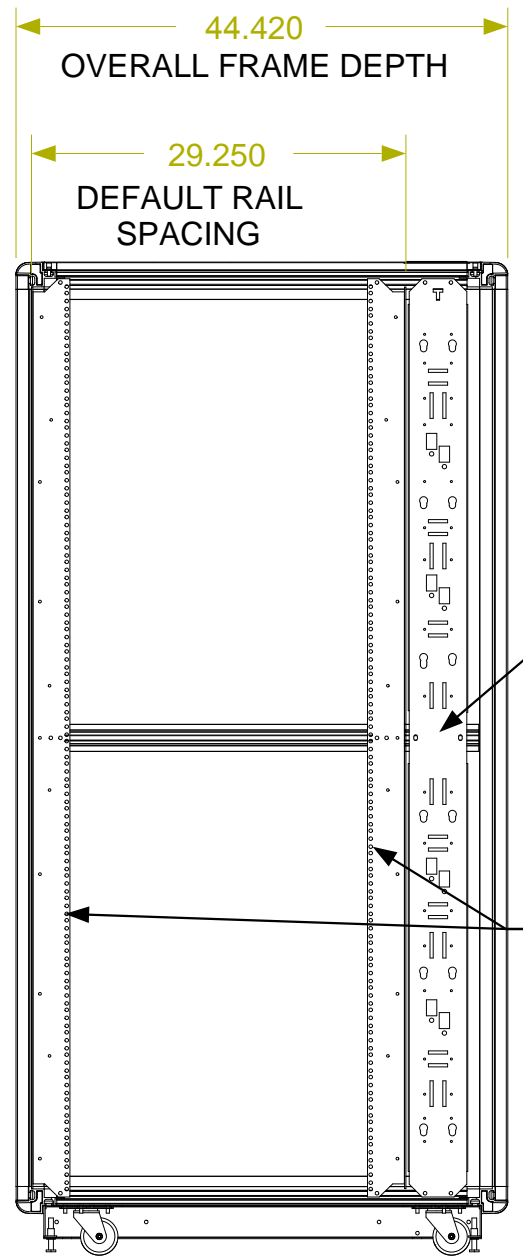
ALUMINUM EXTRUDED FRAME
772042

REAR VIEW

(1) LACING PANEL
LP77

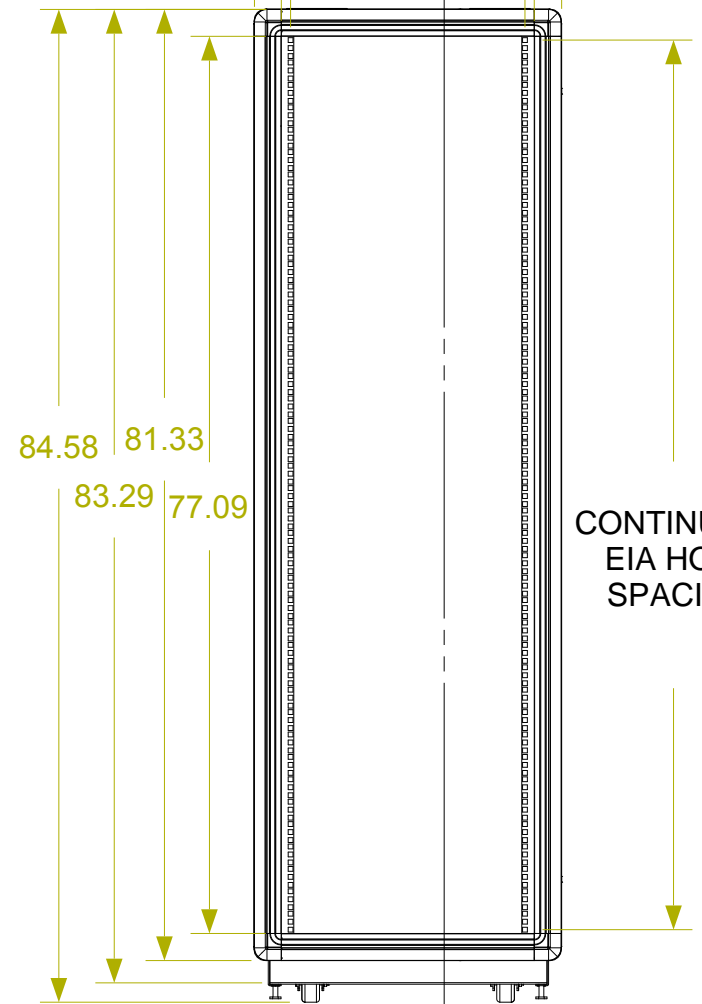
FULLY ADJUSTABLE VERTICAL MOUNTING RAILS (2) PAIR

STEEL PERFORATED DOOR
SPD7720



** SHOWN WITH FRONT DOOR REMOVED

24.000
19.760
18.310



FRONT VIEW

SIDE SECTION VIEW



PART NAME
44U X 42" DEEP; 19" RACKMOUNT EXTRUDED ALUMINUM FRAME

DRAWN BY: SMM
APPROVED BY:

SIZE B	DATE 10/21/16	PART # MSR772042	REV
FINISH: A/R		SHEET	1 OF 1

9 8 7 6 5 4 3 2 1