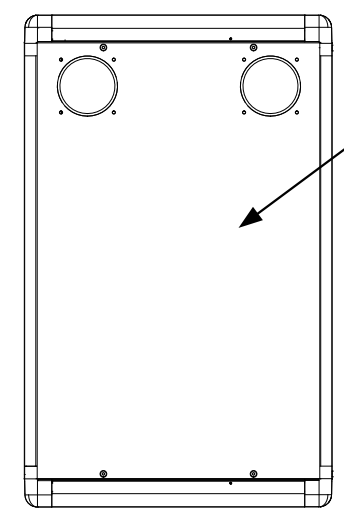


9 8 7 6 5 4 3 2 1

These drawings and specifications are the exclusive property of Martin International Enclosures, Inc. and shall not be copied, reproduced or used for any purpose at all without prior written permission of Martin International Enclosures, Inc. (MIE) except to manufacture for MIE, Inc. the items on the drawings. These drawings are issued in strict confidence.

REVISION HISTORY			
REV	DESCRIPTION	DATE	APPROVED



SOLID TOP PANEL WITH (2) CABLE ACCESS HOLE  
**ST2036-2HC**

NOTES:  
- MAXIMUM RAIL TO RAIL SPACING IS 36.000 WHEN LACING PANEL IS REMOVED.

38.420  
OVERALL FRAME DEPTH

29.250  
DEFAULT RAIL SPACING

ALUMINUM EXTRUDED FRAME **772036**

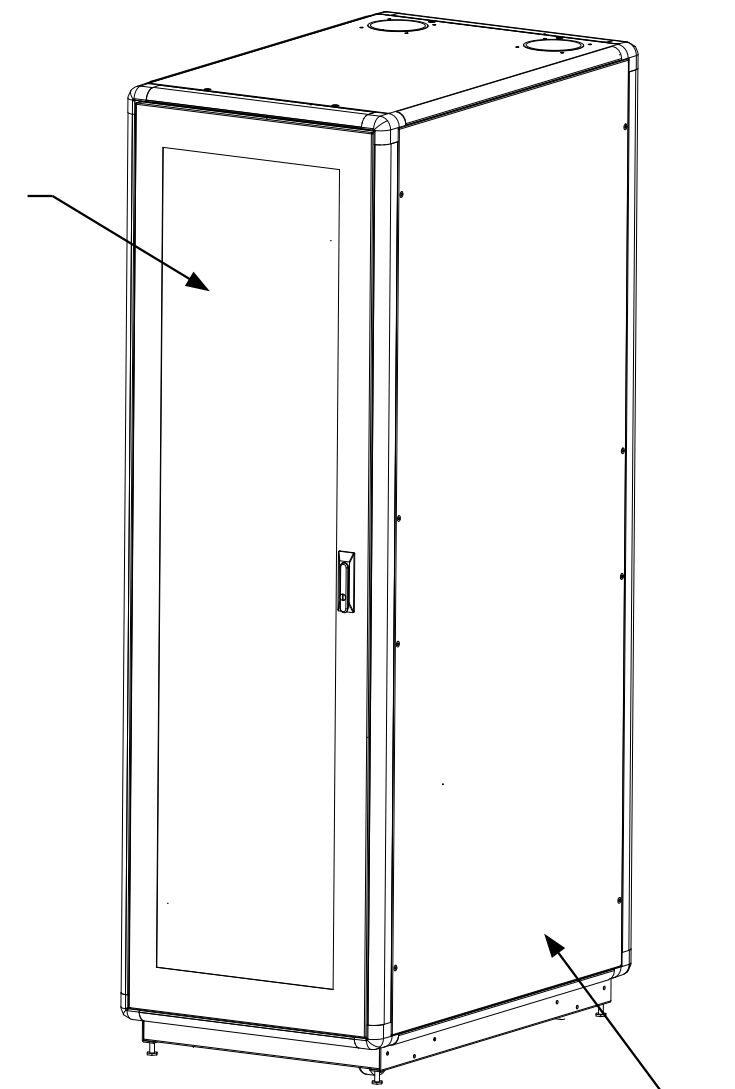
(2) LACING PANEL **LP77**

FULLY ADJUSTABLE VERTICAL MOUNTING RAILS (2) PAIR

STEEL PERFORATED DOOR **SPD7720**

STEEL PERFORATED DOOR **SPD7720**

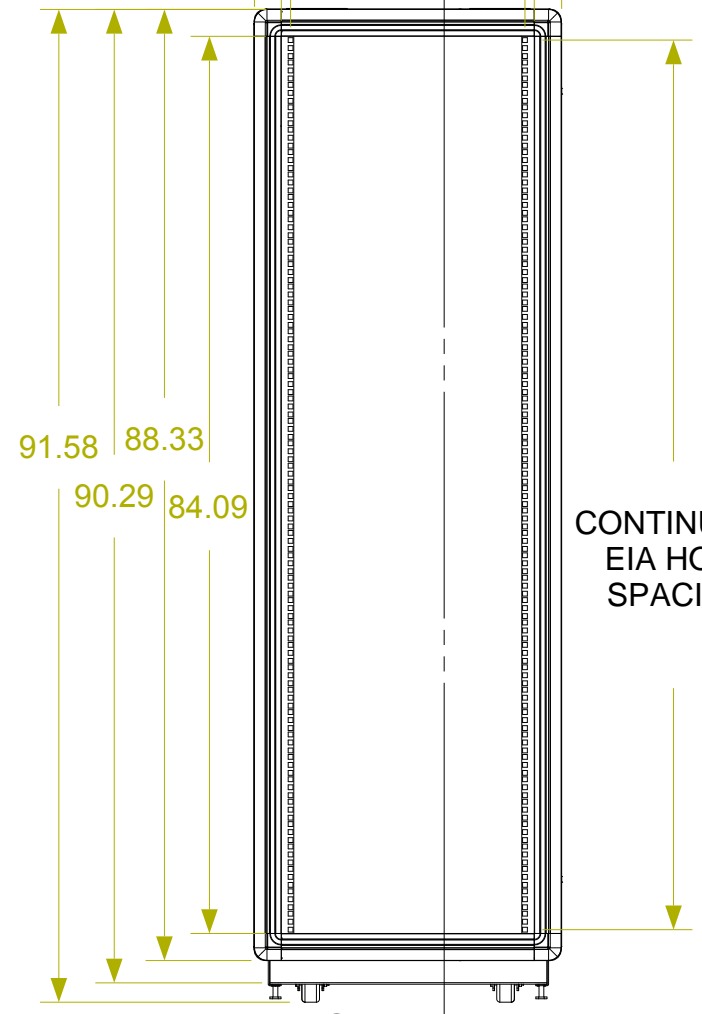
**REAR VIEW**



EXTERNALLY REMOVEABLE SIDE PANELS **SP7736**

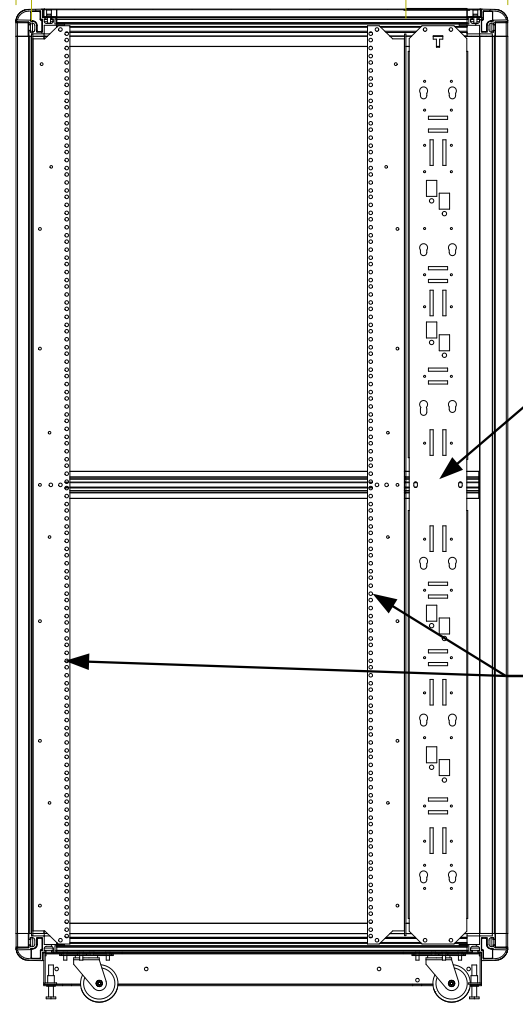
\*\* SHOWN WITH FRONT DOOR REMOVED

24.000  
19.760  
18.310

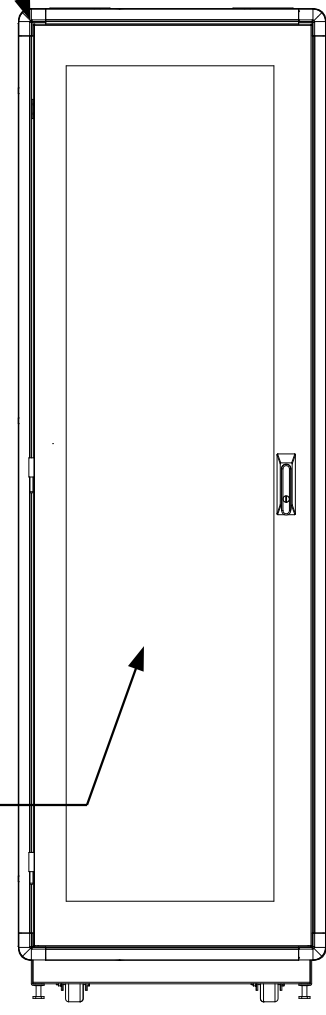


**FRONT VIEW**

CONTINUOUS EIA HOLE SPACING



**SIDE SECTION VIEW**



PART NAME			
44U X 36" DEEP; 19" RACKMOUNT EXTRUDED ALUMINUM FRAME			
SIZE	DATE	PART #	REV
B	10/21/16	MSR772036	
DRAWN BY: SMM		FINISH: A/R	SHEET 1 OF 1
APPROVED BY:			

9 8 7 6 5 4 3 2 1