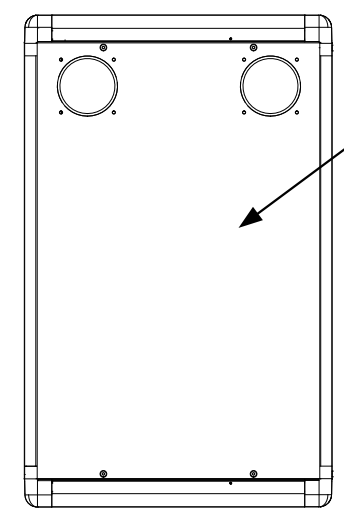


9 8 7 6 5 4 3 2 1

These drawings and specifications are the exclusive property of Martin International Enclosures, Inc. and shall not be copied, reproduced or used for any purpose at all without prior written permission of Martin International Enclosures, Inc. (MIE) except to manufacture for MIE, Inc. the items on the drawings. These drawings are issued in strict confidence.

REVISION HISTORY			
REV	DESCRIPTION	DATE	APPROVED



SOLID TOP PANEL WITH (2) CABLE ACCESS HOLE
ST2042-2HC

NOTES:
- MAXIMUM RAIL TO RAIL SPACING IS 42.000 WHEN LACING PANEL IS REMOVED.

44.420
OVERALL FRAME DEPTH

29.250
DEFAULT RAIL SPACING

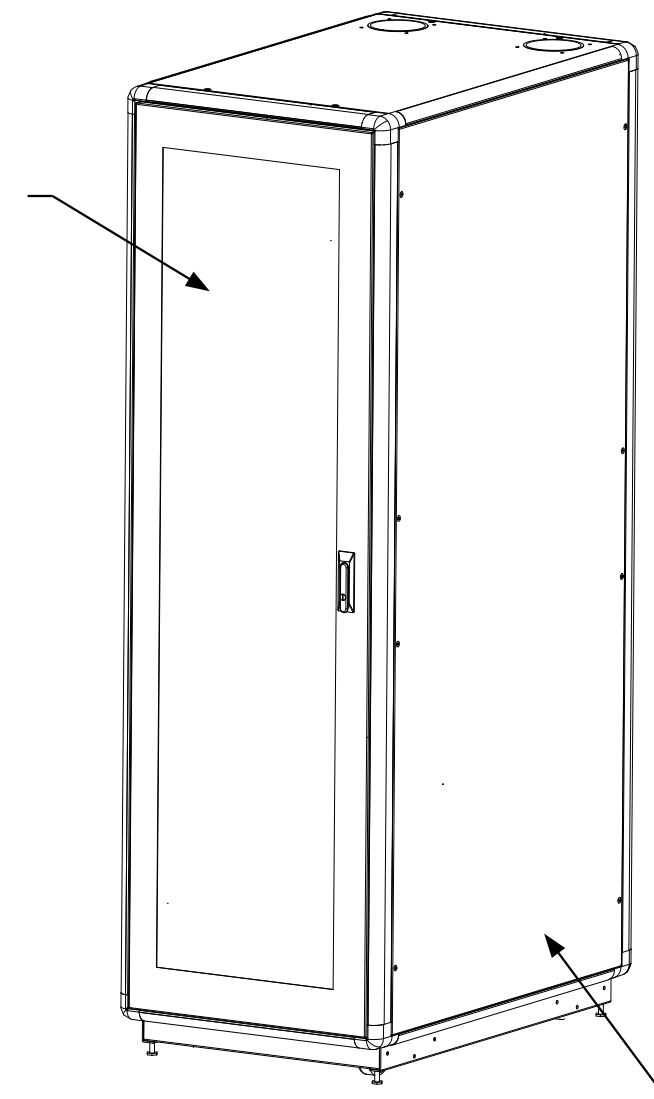
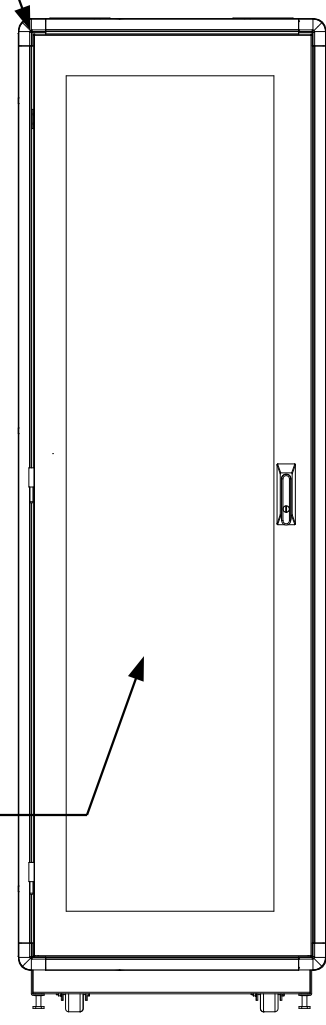
ALUMINUM EXTRUDED FRAME **732042**

(2) LACING PANEL **LP73**

FULLY ADJUSTABLE VERTICAL MOUNTING RAILS (2) PAIR

STEEL PERFORATED DOOR **SPD7320**

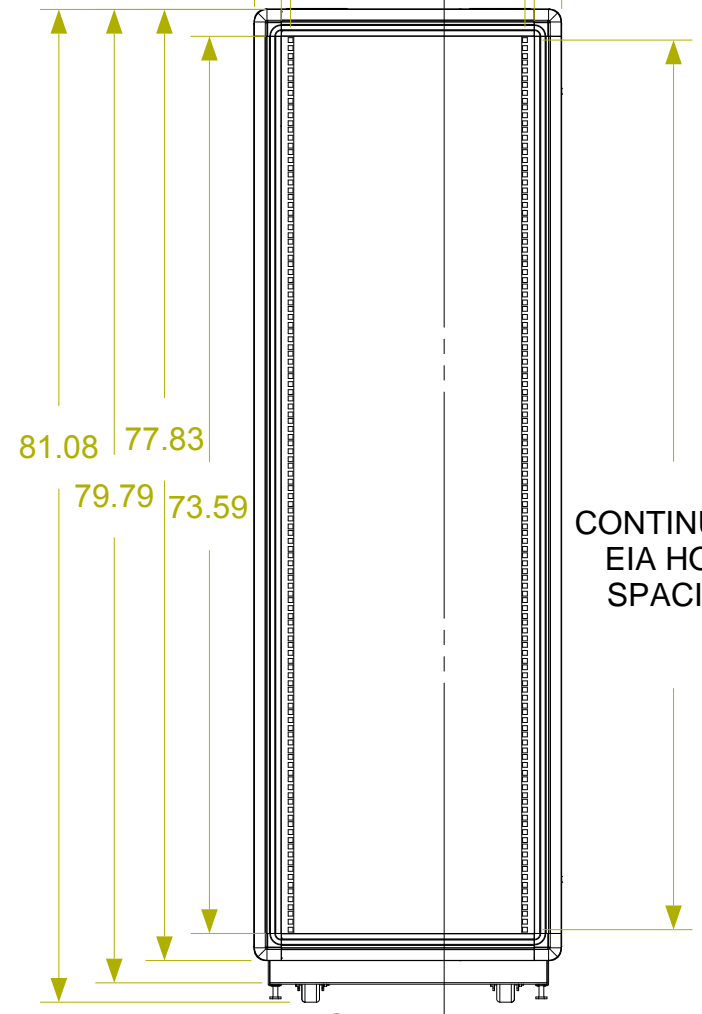
REAR VIEW



EXTERNALLY REMOVEABLE SIDE PANELS **SP7342**

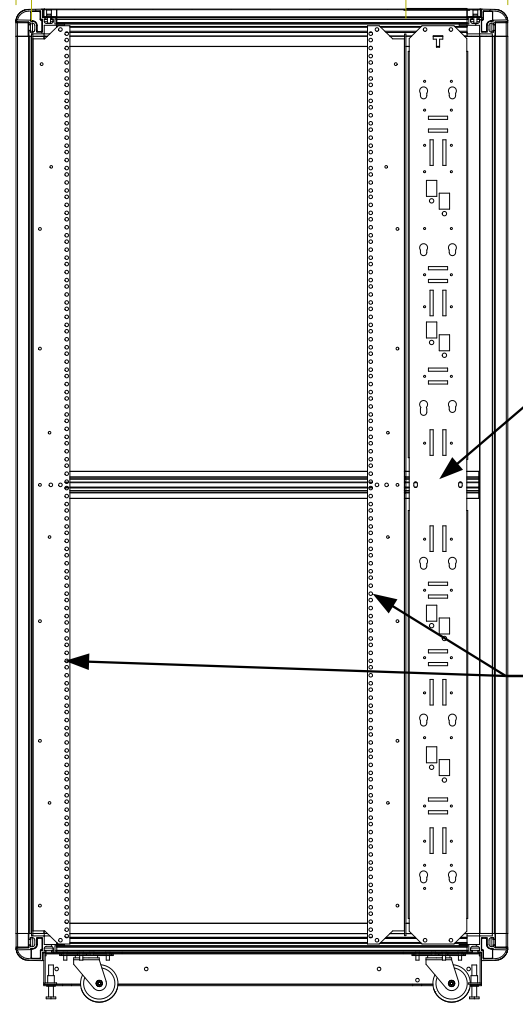
** SHOWN WITH FRONT DOOR REMOVED

24.000
19.760
18.310



FRONT VIEW

CONTINUOUS EIA HOLE SPACING



SIDE SECTION VIEW

PART NAME			
42U X 42" DEEP; 19" RACKMOUNT EXTRUDED ALUMINUM FRAME			
SIZE	DATE	PART #	REV
B	10/21/16	MSR732042	
DRAWN BY: SMM		FINISH: A/R	SHEET 1 OF 1
APPROVED BY:			

9 8 7 6 5 4 3 2 1