

9 8 7 6 5 4 3 2 1

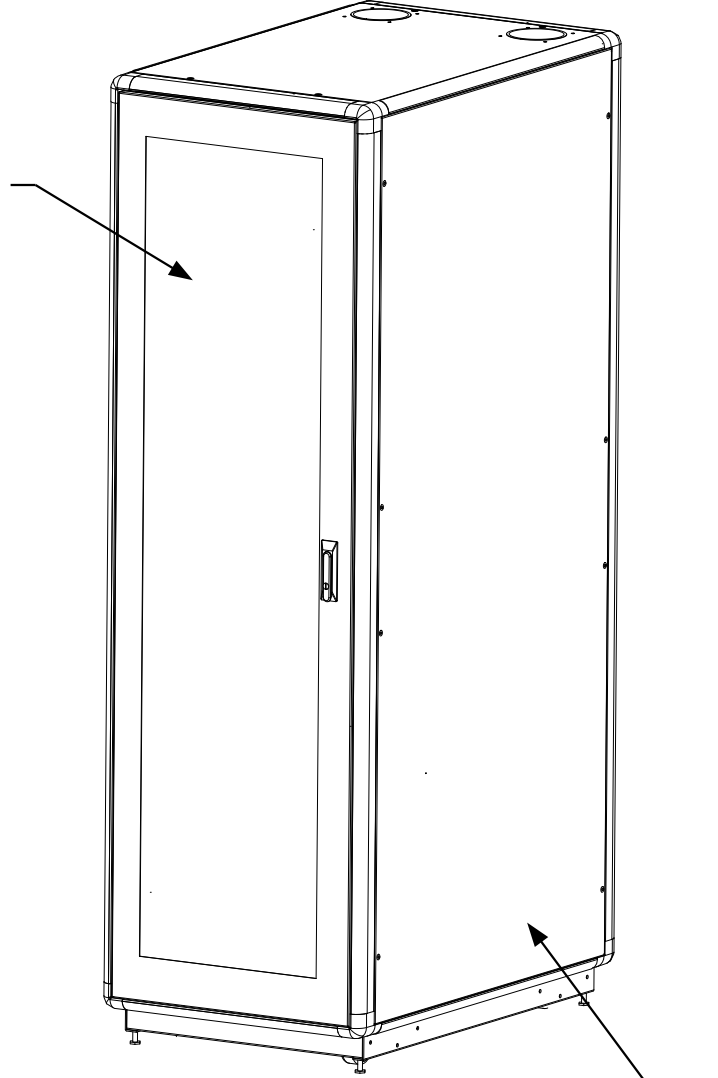
REVISION HISTORY			
REV	DESCRIPTION	DATE	APPROVED

These drawings and specifications are the exclusive property of Martin International Enclosures, Inc. and shall not be copied, reproduced or used for any purpose at all without prior written permission of Martin International Enclosures, Inc. (MIE) except to manufacture for MIE, Inc. the items on the drawings. These drawings are issued in strict confidence.

SOLID TOP PANEL WITH (2) CABLE ACCESS HOLE
ST2036-2HC

NOTES:
- MAXIMUM RAIL TO RAIL SPACING IS 36.000 WHEN LACING PANEL IS REMOVED.

STEEL PERFORATED DOOR
SPD7020



EXTERNALLY REMOVEABLE SIDE PANELS
SP7036

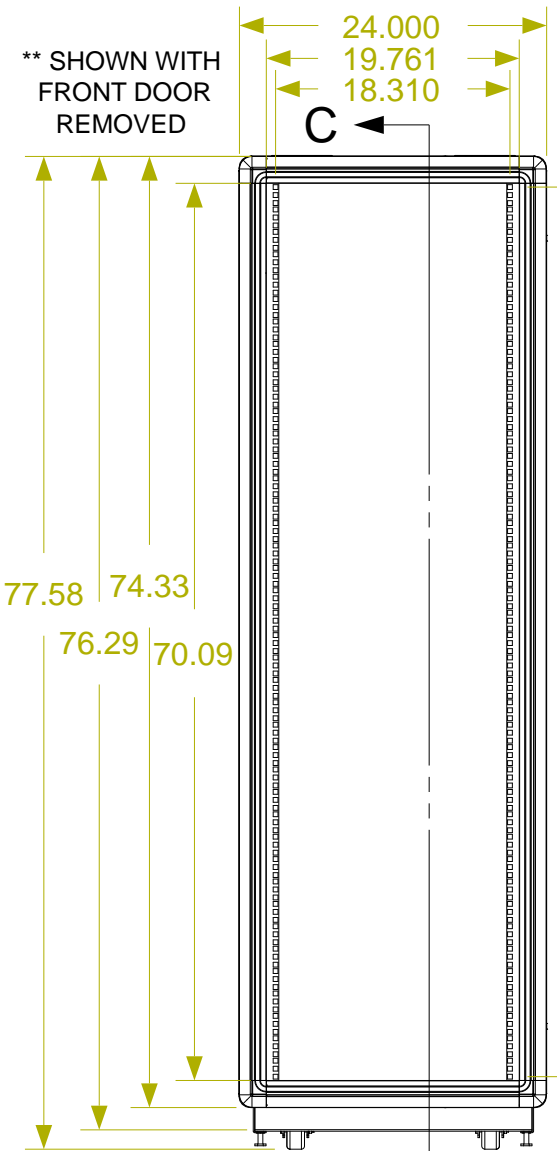
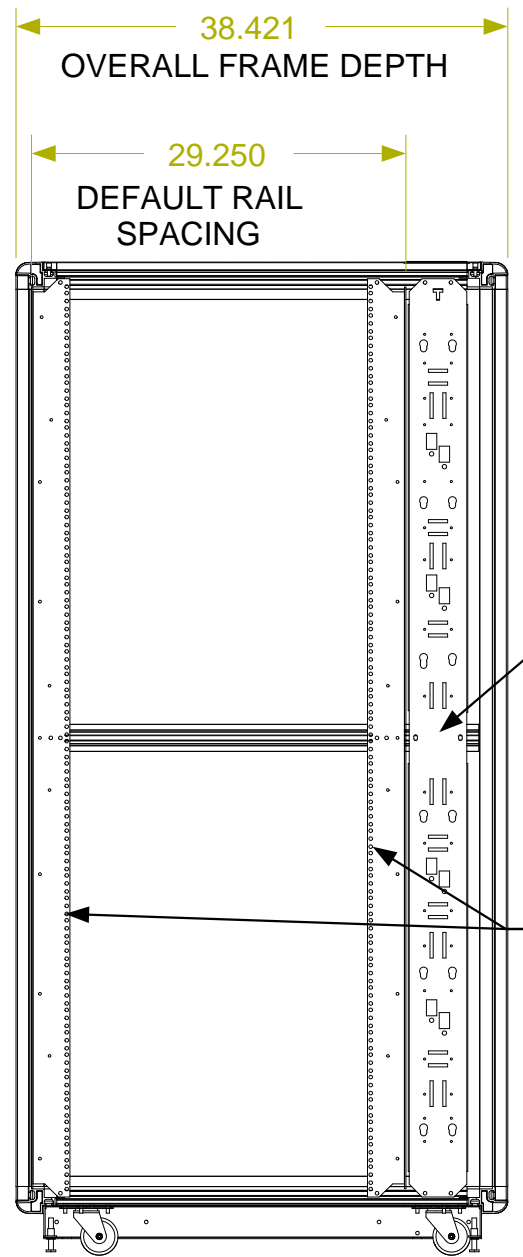
ALUMINUM EXTRUDED FRAME
702036

REAR VIEW

(2) LACING PANEL
LP70

FULLY ADJUSTABLE VERTICAL MOUNTING RAILS (2) PAIR

STEEL PERFORATED DOOR
SPD7020



FRONT VIEW

SIDE SECTION VIEW



PART NAME
40U X 36" DEEP; 19" RACKMOUNT EXTRUDED ALUMINUM FRAME

DRAWN BY: SMM
APPROVED BY:

SIZE B	DATE 10/21/16	PART # MSR702036	REV
FINISH: A/R		SHEET	1 OF 1

9 8 7 6 5 4 3 2 1