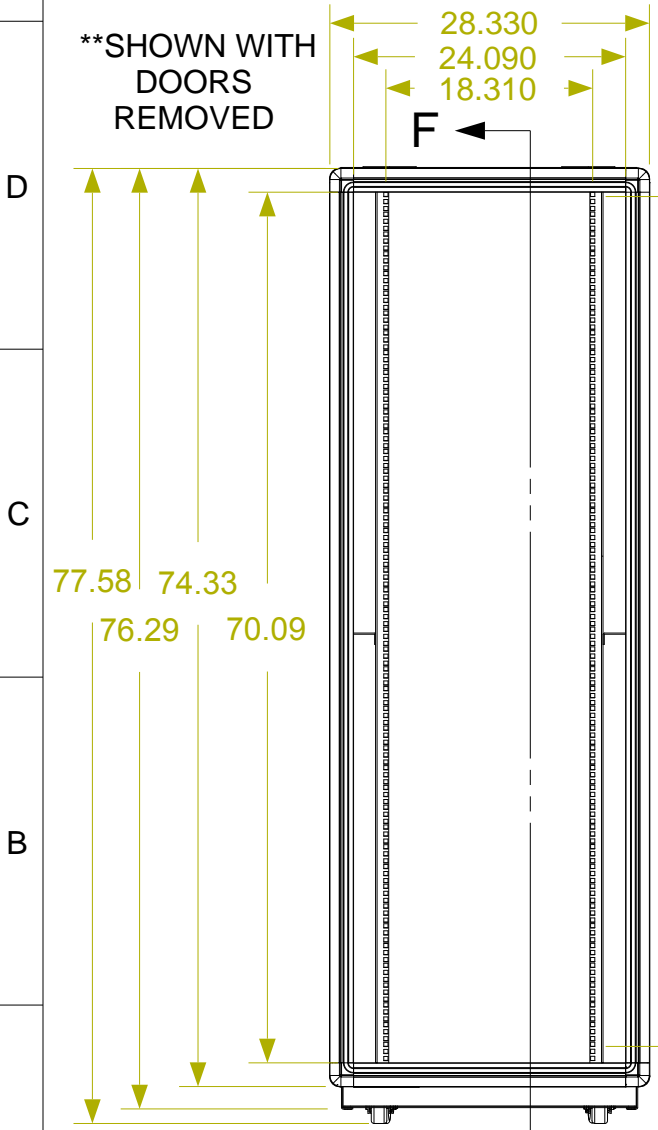


TOP VIEW

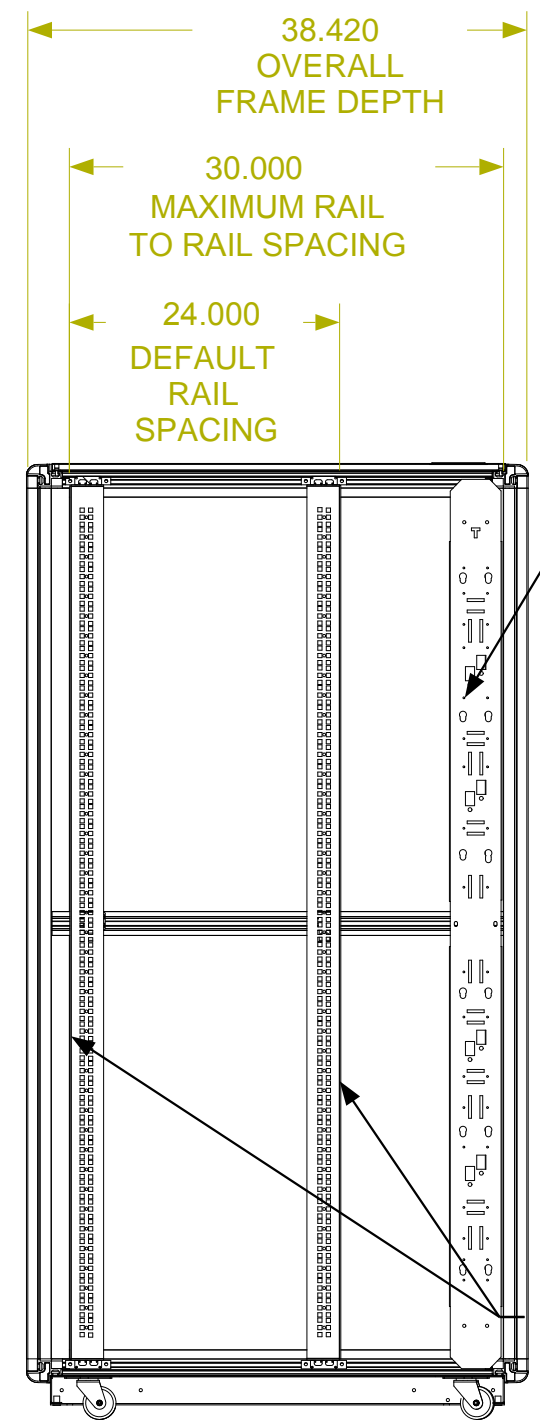


FRONT VIEW

NOTES:
 - MAXIMUM RAIL SPACING CAN ONLY BE ACHIEVED BY REMOVING LACING PANEL
 - 19" RACKMOUNT AREA CAN BE JUSTIFIED TO THE LEFT OR RIGHT

These drawings and specifications are the exclusive property of Martin International Enclosures, Inc. and shall not be copied, reproduced or used for any purpose at all without prior written permission of Martin International Enclosures, Inc. (MIE) except to manufacture for MIE, Inc. the items on the drawings. These drawings are issued in strict confidence.

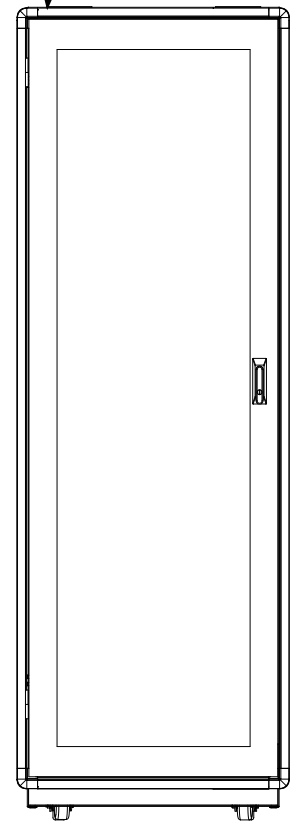
REVISION HISTORY			
REV	DESCRIPTION	DATE	APPROVED
A	INITIAL RELEASE		



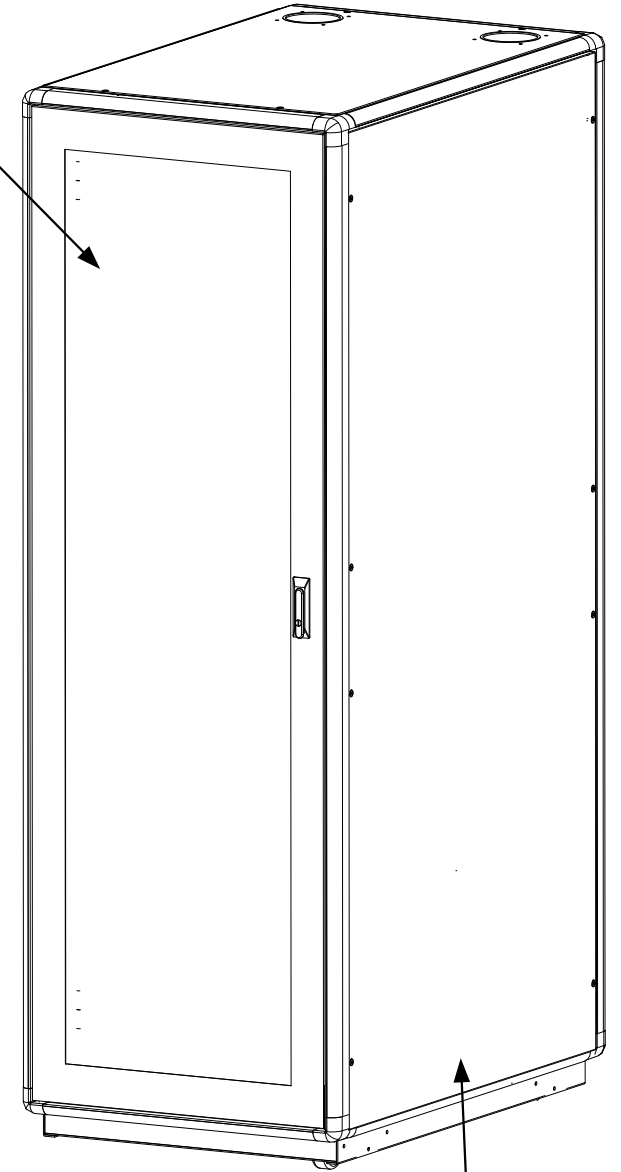
SIDE SECTIONAL VIEW

STEEL PERFORATED FRONT AND REAR DOORS
SPD7024

ALUMINUM EXTRUDED FRAME
702436



REAR VIEW



EXTERNALLY REMOVABLE
 SIDE PANELS
SP7036

MATERIAL	
TOLERANCES EXCEPT AS NOTED	
DECIMAL	.XX = +/- .020
ANGULAR	.XXX = +/- .010
	ANGULAR +/- 1/2 DEG

PART NAME			
40U EXTRUDED ALUMINUM FRAME, 19" RACKMOUNT, 36" DEPTH			
SIZE	DATE	PART #	REV
B	10/24/16	MET702436	

ORDER#	NEXT UPPER ASSEMBLY:	PROGRAM#	DATE	DRAWN BY: SMM	SCALE = 1/4	FINISH: A/R	SHEET	1 OF 1
		SETBACK=	DATE	APPROVED BY:				