

9 8 7 6 5 4 3 2 1

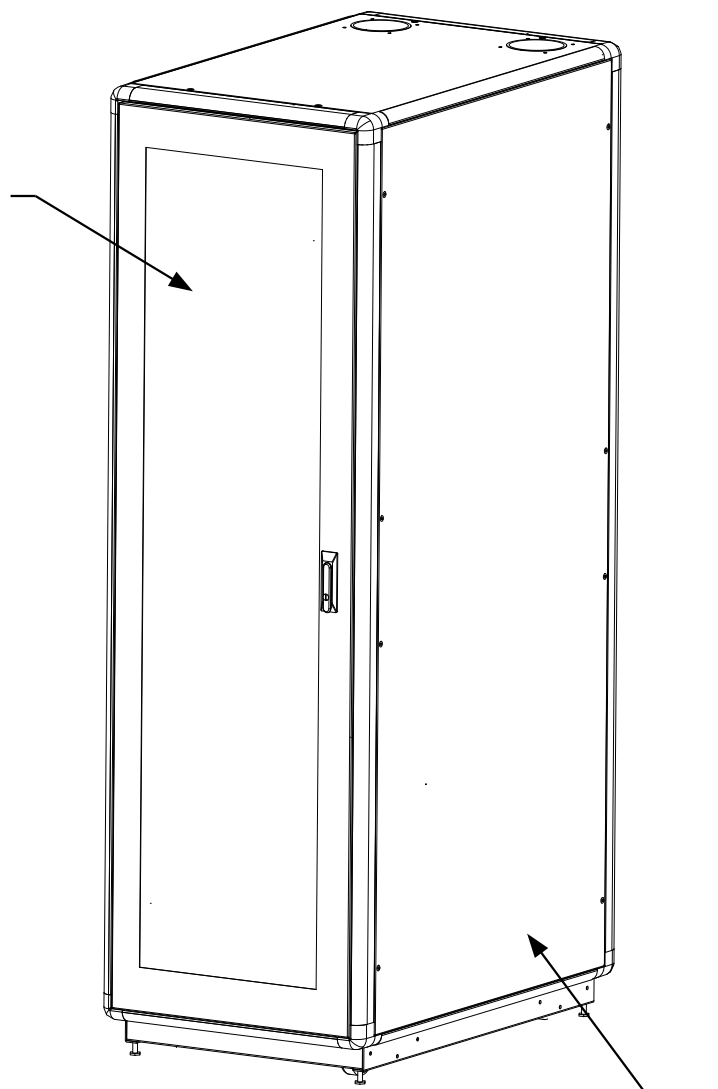
REVISION HISTORY			
REV	DESCRIPTION	DATE	APPROVED

These drawings and specifications are the exclusive property of Martin International Enclosures, Inc. and shall not be copied, reproduced or used for any purpose at all without prior written permission of Martin International Enclosures, Inc. (MIE) except to manufacture for MIE, Inc. the items on the drawings. These drawings are issued in strict confidence.

SOLID TOP PANEL WITH (2) CABLE ACCESS HOLE  
**ST2042-2HC**

NOTES:  
- MAXIMUM RAIL TO RAIL SPACING IS 42.000 WHEN LACING PANEL IS REMOVED.

STEEL PERFORATED DOOR  
**SPD7720**



EXTERNALLY REMOVEABLE SIDE PANELS  
**SP7742**

ALUMINUM EXTRUDED FRAME  
**772042**

**REAR VIEW**

(2) LACING PANEL  
**LP77**

FULLY ADJUSTABLE VERTICAL MOUNTING RAILS (2) PAIR

STEEL PERFORATED DOOR  
**SPD7720**

44.420  
OVERALL FRAME DEPTH

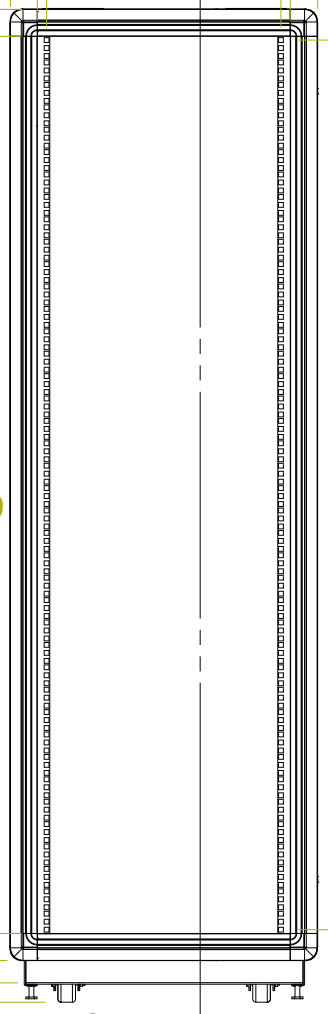
29.250  
DEFAULT RAIL SPACING

24.000  
19.760  
18.310

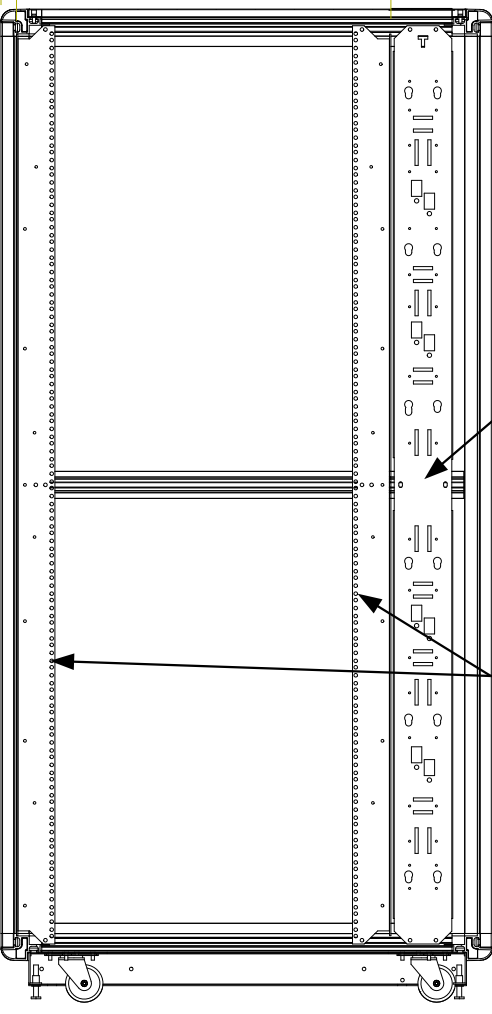
\*\* SHOWN WITH FRONT DOOR REMOVED

CONTINUOUS EIA HOLE SPACING

91.58 88.33  
90.29 84.09



**FRONT VIEW**



**SIDE SECTION VIEW**



PART NAME  
**44U X 42" DEEP; 19" RACKMOUNT EXTRUDED ALUMINUM FRAME**

DRAWN BY: SMM  
APPROVED BY:

SIZE B	DATE 10/21/16	PART # MSR772042	REV
FINISH: A/R		SHEET	1 OF 1

9 8 7 6 5 4 3 2 1