

9 8 7 6 5 4 3 2 1

REVISION HISTORY			
REV	DESCRIPTION	DATE	APPROVED

These drawings and specifications are the exclusive property of Martin International Enclosures, Inc. and shall not be copied, reproduced or used for any purpose at all without prior written permission of Martin International Enclosures, Inc. (MIE) except to manufacture for MIE, Inc. the items on the drawings. These drawings are issued in strict confidence.

SOLID TOP PANEL WITH (2) CABLE ACCESS HOLE
ST2036-2HC

NOTES:
- MAXIMUM RAIL TO RAIL SPACING IS 36.000 WHEN LACING PANEL IS REMOVED.

STEEL PERFORATED DOOR
SPD7320

ALUMINUM EXTRUDED FRAME
732036

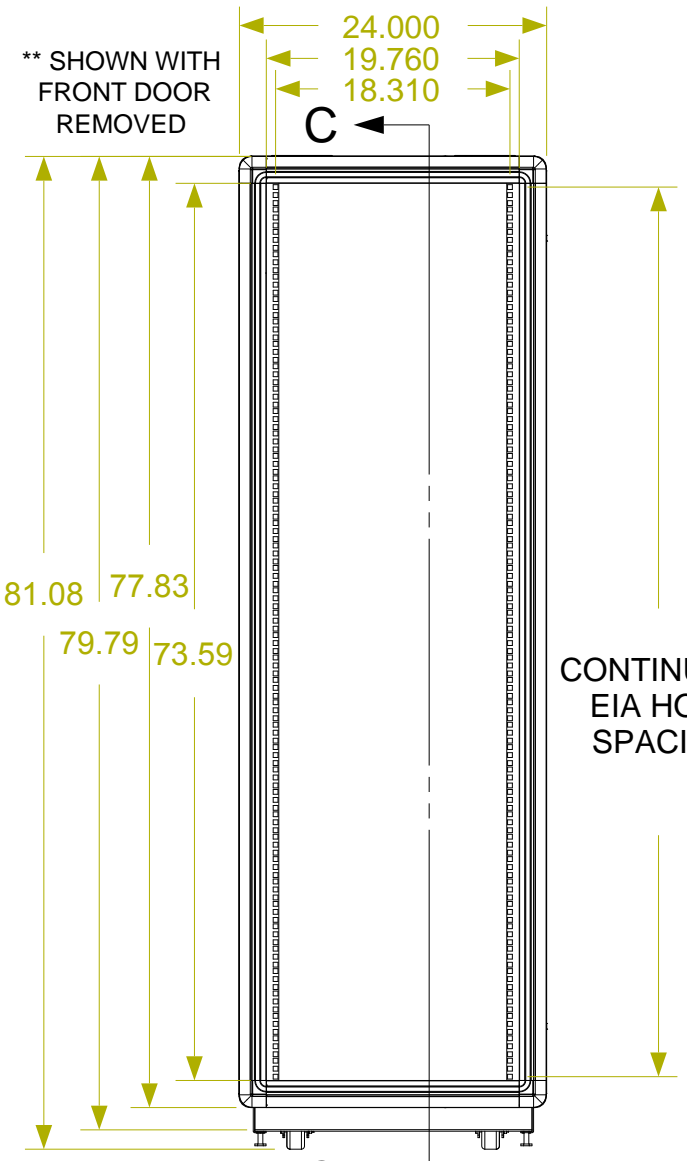
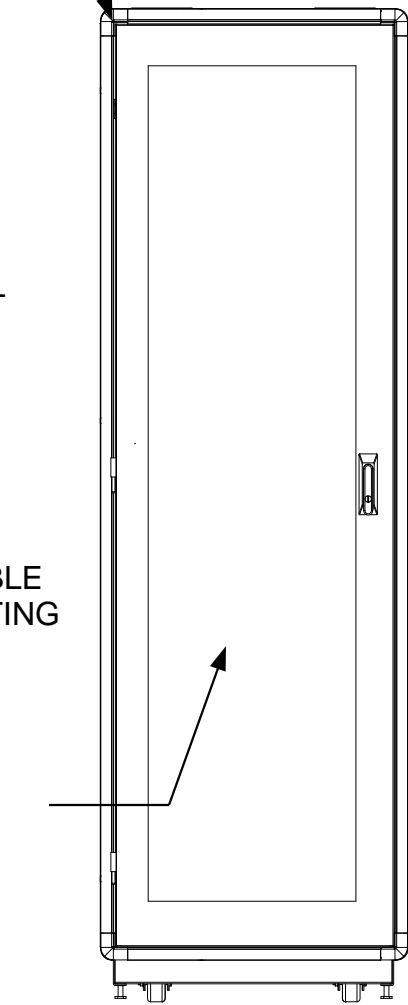
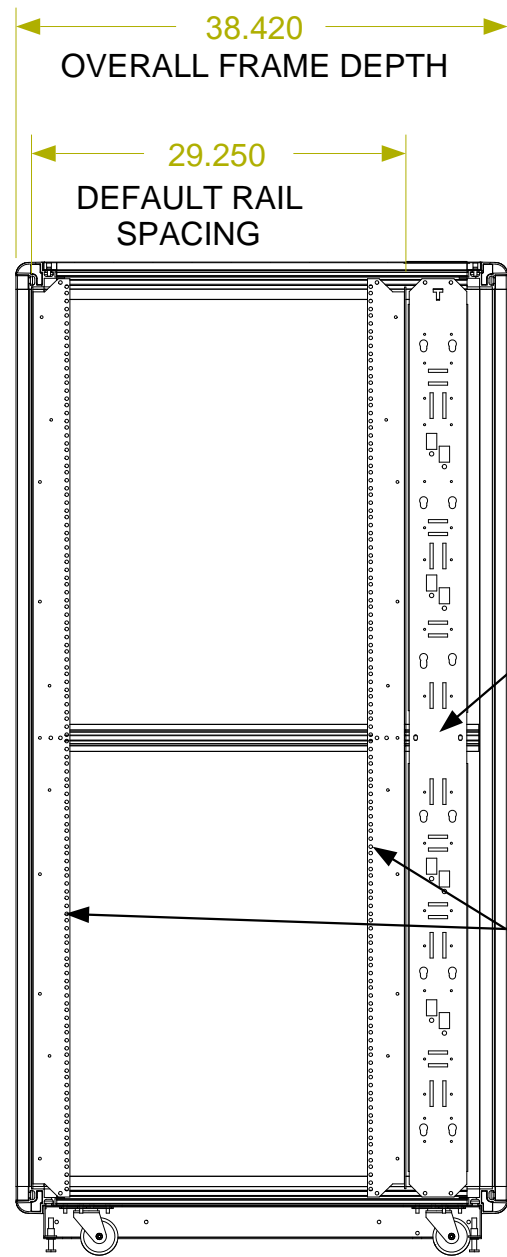
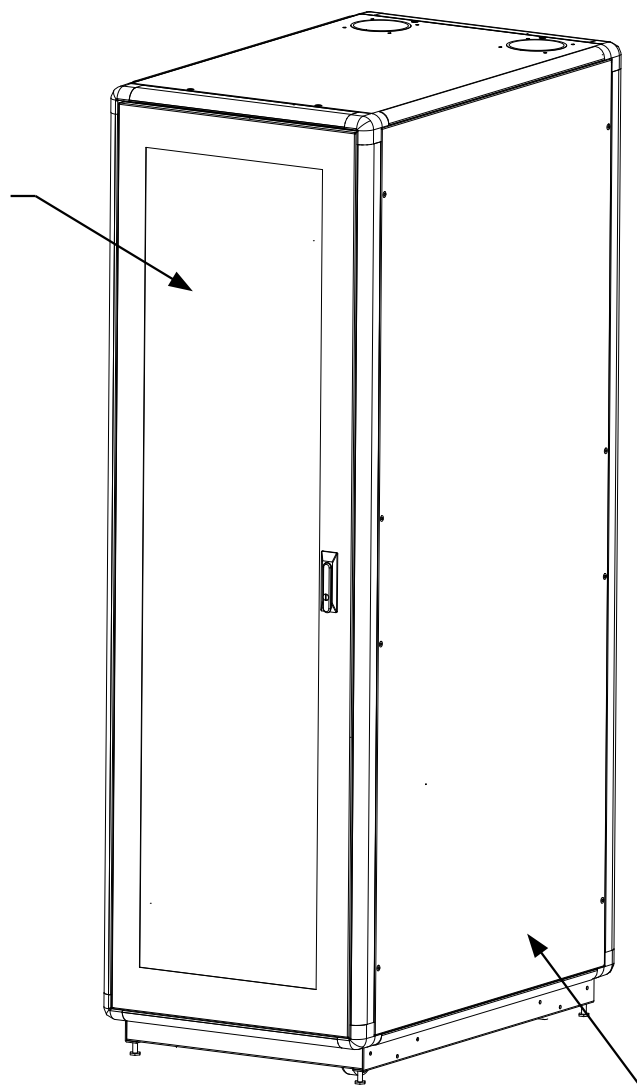
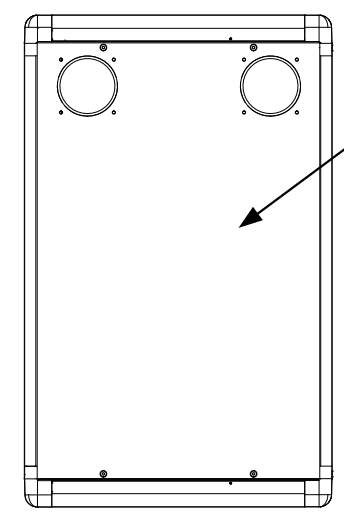
REAR VIEW

EXTERNALLY REMOVEABLE SIDE PANELS
SP7336

(2) LACING PANEL
LP73

FULLY ADJUSTABLE VERTICAL MOUNTING RAILS (2) PAIR

STEEL PERFORATED DOOR
SPD7320



FRONT VIEW

SIDE SECTION VIEW



PART NAME
42U X 36" DEEP; 19" RACKMOUNT EXTRUDED ALUMINUM FRAME

DRAWN BY: SMM
APPROVED BY:

SIZE B	DATE 10/21/16	PART # MSR732036	REV
FINISH: A/R		SHEET	1 OF 1

9 8 7 6 5 4 3 2 1