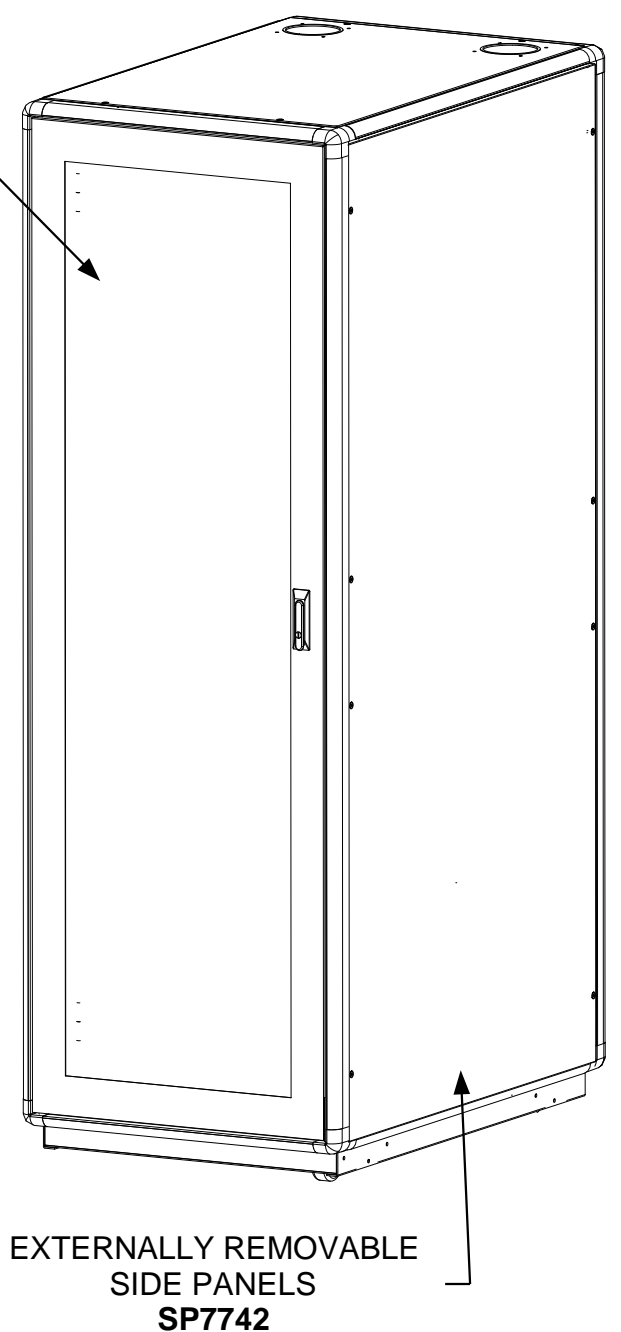
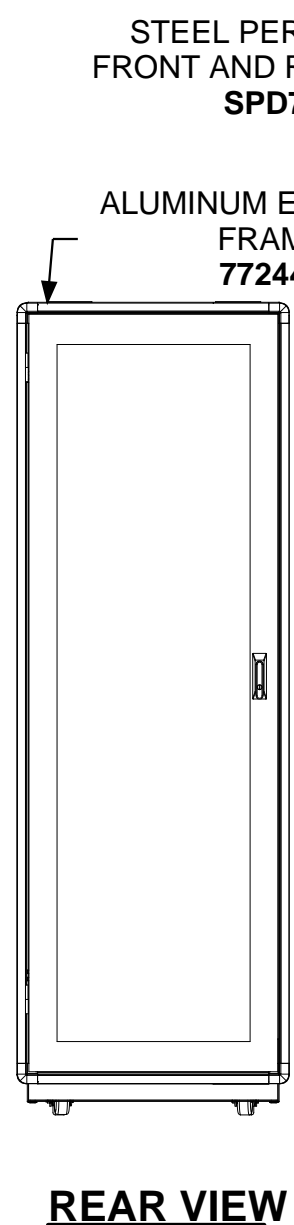
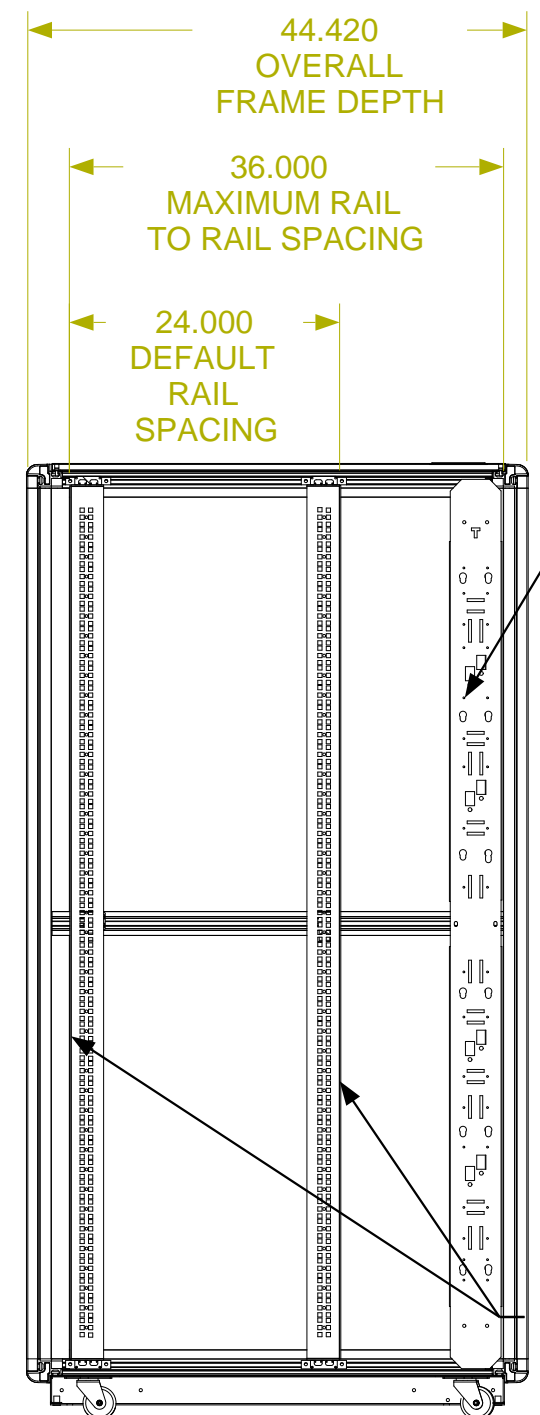


**NOTES:**  
 - MAXIMUM RAIL SPACING CAN ONLY BE ACHIEVED BY REMOVING LACING PANEL  
 - 19" RACKMOUNT AREA CAN BE JUSTIFIED TO THE LEFT OR RIGHT

These drawings and specifications are the exclusive property of Martin International Enclosures, Inc. and shall not be copied, reproduced or used for any purpose at all without prior written permission of Martin International Enclosures, Inc. (MIE) except to manufacture for MIE, Inc. the items on the drawings. These drawings are issued in strict confidence.

REVISION HISTORY			
REV	DESCRIPTION	DATE	APPROVED
A	INITIAL RELEASE		



CONTINUOUS EIA HOLE SPACING

MATERIAL	
TOLERANCES EXCEPT AS NOTED DECIMAL .XX = +/- .020 .XXX = +/- .010 ANGULAR +/- 1/2 DEG	
DRAWN BY: SMM	PART NAME <b>44U EXTRUDED ALUMINUM FRAME, 19" RACKMOUNT, 42" DEPTH</b>
APPROVED BY:	SIZE B    DATE 10/24/16    PART # MET772442    REV